

JANUARY 2024

INMATE PROGRAMS

ADCRR assesses recidivism risk and programming needs during intake. Assessment results, along with sentence structure are used to prioritize inmate programmatic goals and placement.

These figures represent a snapshot in time and do not include inmates who have already completed the programs.

Program Enrollment	Sub-Total	TOTAL
ADCRR Education		4,233
Functional Literacy	1,556	
High School Equivalency	1,417	
Special Education	60	
Career & Technical Education	1,200	
Tablet Based College		550
Addiction Treatment *		453
Sex Offender Treatment		157
Self-Improvement		2,598
Work Programs		17,888
Arizona Correctional Industries		
· Labor Contracts	791	
· Owned & Operated	574	
Intergovernmental Agreements	1,211	
Work Incentive Pay Program	15,312	
Total Program Enrollments **		25,879

**82.9% of inmates assessed at intake have significant substance abuse histories. **Inmates may be enrolled in more than one program.*

INMATE COMMUNITY RESTITUTION

AZ COMMUNITY PROJECTS	This Month	FY YTD
Fire Crew Hours	9,508	132,081
Public Sector Work Crew Hours	70,884	603,310
ADOT Crews Hours	5,052	74,951

AZ CRIME VICTIMS

Court Ordered Restitution Collected	\$132,945	\$983,966
Victims' Compensation Collected	\$10,036	\$82,659
Victim Notifications of Release	60	617

INMATE HEALTH SERVICES

Hospital Admissions.....	196	
Inmates With: HIV...284	Active TB...0	Hepatitis C...5,745
Inmates Requiring Ongoing Mental Health Services.....	4,724	

INMATE CONDUCT / INMATE GRIEVANCES

Inmate / Inmate Assaults.....	47	Inmate Grievances.....	507
Inmate / Staff Assault.....	15 - (19 Pending decision)		
Assaults per 1000 Inmates.....	0.434 - (Closed cases only)		

JANUARY 2024

INMATE COMMITMENT OFFENSES

OFFENSE	US Citizens	Crim. Aliens	TOTAL	%
Arson	152	9	161	0.5%
Assault	4,694	176	4,870	14.1%
Auto Theft	1,696	29	1,725	5.0%
Burglary/Criminal Trespass	1,531	40	1,571	4.5%
Child/Adult Abuse	275	16	291	0.8%
Child Molestation	1,116	260	1,376	4.0%
Criminal Damage	118	8	126	0.4%
Domestic Violence	140	-	140	0.4%
Drug Possession	1,720	29	1,749	5.1%
<i>Marijuana Only</i>	7	1	8	0.0%
Drug Sales/Trafficking	3,705	607	4,312	12.5%
DUI	1,002	85	1,087	3.1%
Escape	93	2	95	0.3%
Forgery	150	5	155	0.4%
Fraud	141	3	144	0.4%
Identity Theft	202	5	207	0.6%
Kidnapping	987	147	1,134	3.3%
Manslaughter/Neg. Homicide	849	57	906	2.6%
Murder	3,063	339	3,402	9.8%
Other	1,450	41	1,491	4.3%
Rape/Sexual Assault	491	67	558	1.6%
Robbery	2,780	115	2,895	8.4%
Sex Offense	2,871	336	3,207	9.3%
Theft	540	5	545	1.6%
Trafficking in Stolen Property	312	5	317	0.9%
Weapons Offense	2,037	38	2,075	6.0%
TOTAL	32,122	2,425	34,547	100.0%
%	93.0%	7.0%	100.0%	

INMATE CRIMINAL HISTORY

	US Citizens	Crim. Aliens	TOTAL	%
Violent Offenders *	23,167	1,638	24,805	71.8%
· <i>Current</i>	19,754	1,588	21,342	61.8%
· <i>Historical</i>	3,413	50	3,463	10.0%
Non-Violent Offenders	8,955	787	9,742	28.2%
TOTAL	32,122	2,425	34,547	100.0%

* Total Violent Offenders; includes offenders of a non-violent statute who have used a weapon or caused an injury

	US Citizens	Crim. Aliens	TOTAL	%
Prior ADCRR Prison Term	16,729	366	17,095	49.5%
First ADCRR Prison Term	15,393	2,059	17,452	50.5%
TOTAL	32,122	2,425	34,547	100.0%

The Arizona Department of Corrections Rehabilitation and Reentry

Ryan Thornell, Ph.D.
Director

CORRECTIONS AT A GLANCE



JANUARY 2024

This report contains preliminary statistics as of the end of the month. Changes/updates will be posted on the ADCRR website. Please refer to the online reports for the most current data.

For further information, contact:
Arizona Department of Corrections
Rehabilitation and Reentry
701 East Jefferson Street
Phoenix, Arizona 85034
602-542-5497
<https://corrections.az.gov>

This document is available in alternative formats by contacting the Public Records office: 602-542-5886

ADCRR CENSUS

*OP CAP: Operating Capacity Beds = Rated Beds + Temporary Beds

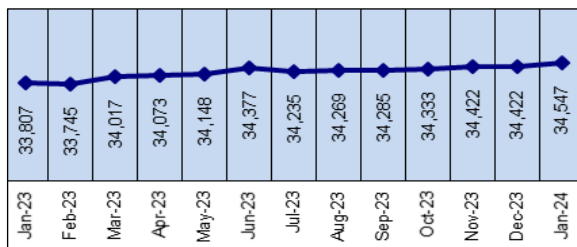
FACILITY	RATED	TEMP	OP CAP*	POP
MALE - STATE				
ASPC-Douglas	1,805	140	1,945	1,480
ASPC-Eyman	4,493	2,211	6,704	3,649
ASPC-Phoenix	552	213	765	613
ASPC-Lewis	5,093	879	5,972	3,978
ASPC-Safford	1,703	160	1,863	1,746
ASPC-Tucson	4,540	582	5,122	4,653
ASPC-Winslow	1,626	0	1,626	884
ASPC-Yuma	4,350	340	4,690	4,675
STATE TOTAL	24,162	4,525	28,687	21,678
PRIVATE TOTAL	10,606	562	11,168	9,679
MALE - TOTAL	34,768	5,087	39,855	31,357
FEMALE - STATE				
ASPC-Douglas	100	0	100	0
ASPC-Lewis	11	0	11	0
ASPC-Perryville	4,214	129	4,343	3,190
FEMALE -TOTAL	4,325	129	4,454	3,190
PRISON TOTAL	39,093	5,216	44,309	34,547
COMMUNITY SUPERVISION OFFENDERS				5,376
ADCRR TOTAL				39,923

INMATE BED CAPACITY & POPULATION DETAIL

CATEGORY	MALE	FEMALE	TOTAL
Operating Capacity Beds	39,855	4,454	44,309
Inmate Population	31,357	3,190	34,547
Temporary Beds	5,087	129	5,216
Actual Bed Surplus / (Deficit)	3,411	1,135	4,546
Month's Admissions	1,136	193	1,329
Month's Releases	1,037	167	1,204
Month's Growth	99	26	125

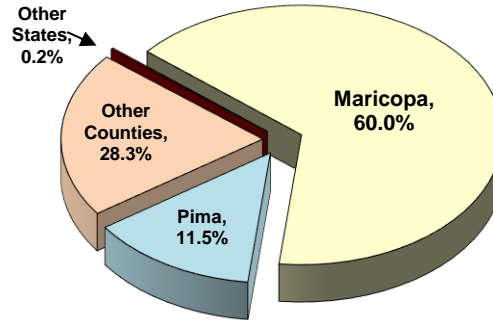
(*Releasees Served an Average of 31 months)

MONTHLY POPULATION CHANGE

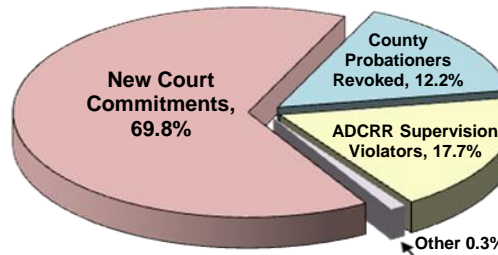


Snap-shot of Population on Last Day of Each Month

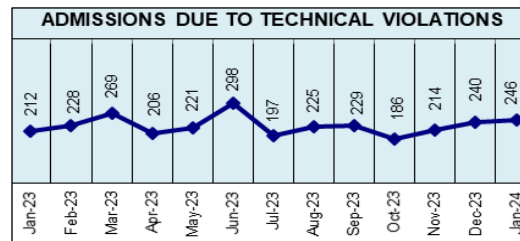
COMMITTED POPULATION BY COUNTY OF CONVICTION



ADCRR HAS ADMITTED 8,708 INMATES FY 2024 YEAR TO DATE



ADCRR HAS RELEASED 8,538 INMATES FY 2024 YEAR TO DATE



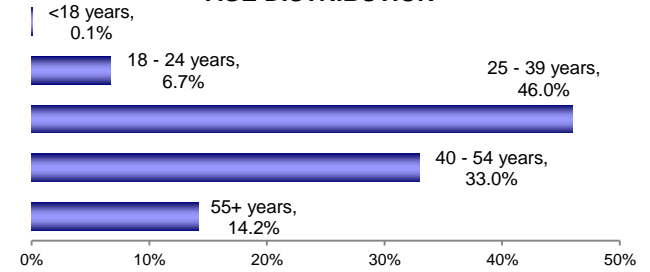
SPECIAL POPULATION GROUPS

SENTENCE TYPE	MALE	FEMALE	TOTAL
Death Row	108	3	111
Minors	37	0	37
Veterans	1,534	22	1,556

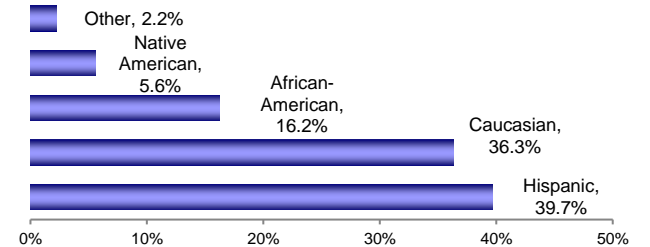
CITIZENSHIP / GENDER DISTRIBUTION

	MALE	FEMALE	TOTAL	%
US Citizens	28,996	3,126	32,122	93.0%
Crim Aliens	2,361	64	2,425	7.0%
TOTAL	31,357	3,190	34,547	100.0%
%	90.8%	9.2%		100.0%

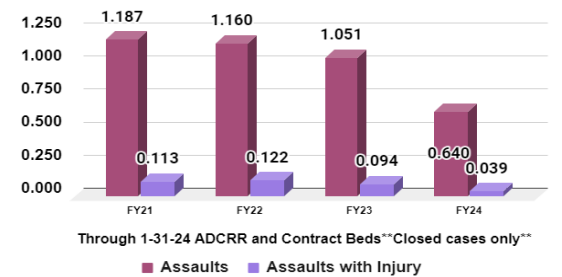
AGE DISTRIBUTION



ETHNIC DISTRIBUTION

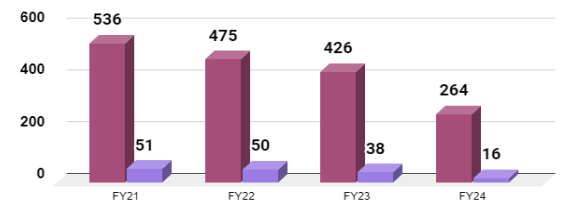


TOTAL STAFF ASSAULTED PER 1000 INMATES



Through 1-31-24 ADCRR and Contract Beds**Closed cases only**

TOTAL STAFF ASSAULTED



Through 1-31-24 ADCRR and Contract Beds**Closed cases only**

ADCRR CONSTITUENT CONTACTS	1,584
ADCRR PERSONNEL ON MILITARY LEAVE	76
ADCRR PERSONNEL ON MILITARY STANDBY	26