

SEPTEMBER 2023

INMATE PROGRAMS

ADCRR assesses recidivism risk and programming needs during intake. Assessment results, along with sentence structure are used to prioritize inmate programmatic goals and placement.

These figures represent a snapshot in time and do not include inmates who have already completed the programs.

Program Enrollment	Sub-Total	TOTAL
ADCRR Education		4,196
Functional Literacy	1,608	
High School Equivalency	1,447	
Special Education	48	
Career & Technical Education	1,093	
Tablet Based College		496
Addiction Treatment *		674
Sex Offender Treatment		187
Self-Improvement		2,565
Work Programs		18,090
Arizona Correctional Industries		
· Labor Contracts	824	
· Owned & Operated	592	
Intergovernmental Agreements	1,306	
Work Incentive Pay Program	15,368	
Total Program Enrollments **		26,208

**82.8% of inmates assessed at intake have significant substance abuse histories. **Inmates may be enrolled in more than one program.*

INMATE COMMUNITY RESTITUTION

AZ COMMUNITY PROJECTS	This Month	FY YTD
Fire Crew Hours	17,536	76,346
Public Sector Work Crew Hours	123,985	308,009
ADOT Crews Hours	13,476	40,534

AZ CRIME VICTIMS

Court Ordered Restitution Collected	\$122,055	\$410,995
Victims' Compensation Collected	\$10,342	\$39,764
Victim Notifications of Release	106	307

INMATE HEALTH SERVICES

Hospital Admissions.....	206	
Inmates With: HIV...268	Active TB...0	Hepatitis C...6,059
Inmates Requiring Ongoing Mental Health Services.....	5,143	

INMATE CONDUCT / INMATE GRIEVANCES

Inmate / Inmate Assaults.....	36	Inmate Grievances.....	665
Inmate / Staff Assault.....	26 - (21 Pending decision)		
Assaults per 1000 Inmates.....	0.758 - (Closed cases only)		

SEPTEMBER 2023

INMATE COMMITMENT OFFENSES

OFFENSE	US Citizens	Crim. Aliens	TOTAL	%
Arson	153	9	162	0.5%
Assault	4,617	186	4,803	14.0%
Auto Theft	1,680	30	1,710	5.0%
Burglary/Criminal Trespass	1,603	42	1,645	4.8%
Child/Adult Abuse	277	16	293	0.9%
Child Molestation	1,124	262	1,386	4.0%
Criminal Damage	117	7	124	0.4%
Domestic Violence	138	1	139	0.4%
Drug Possession (All)	1,717	30	1,747	5.1%
<i>Marijuana Only</i>	7	1	8	0.0%
Drug Sales/Trafficking	3,645	596	4,241	12.4%
DUI	994	87	1,081	3.2%
Escape	88	2	90	0.3%
Forgery	151	5	156	0.5%
Fraud	149	4	153	0.4%
Identity Theft	223	3	226	0.7%
Kidnapping	992	147	1,139	3.3%
Manslaughter/Neg. Homicide	827	56	883	2.6%
Murder	3,044	342	3,386	9.9%
Other	1,396	62	1,458	4.3%
Rape/Sexual Assault	478	63	541	1.6%
Robbery	2,837	120	2,957	8.6%
Sex Offense	2,802	332	3,134	9.1%
Theft	511	7	518	1.5%
Trafficking in Stolen Property	324	4	328	1.0%
Weapons Offense	1,938	39	1,977	5.8%
TOTAL	31,832	2,453	34,285	100.0%
%	92.8%	7.2%		100.0%

INMATE CRIMINAL HISTORY

	US Citizens	Crim. Aliens	TOTAL	%
Violent Offenders *	22,953	1,671	24,624	71.8%
· <i>Current</i>	19,621	1,620	21,241	62.0%
· <i>Historical</i>	3,332	51	3,383	9.9%
Non-Violent Offenders	8,879	782	9,661	28.2%
TOTAL	31,832	2,453	34,285	100.0%

* Total Violent Offenders; includes offenders of a non-violent statute who have used a weapon or caused an injury

	US Citizens	Crim. Aliens	TOTAL	%
Prior ADCRR Prison Term	16,576	365	16,941	49.4%
First ADCRR Prison Term	15,256	2,088	17,344	50.6%
TOTAL	31,832	2,453	34,285	100.0%

The Arizona Department of Corrections Rehabilitation and Reentry

Ryan Thornell, Ph.D.
Director

CORRECTIONS AT A GLANCE



SEPTEMBER 2023

This report contains preliminary statistics as of the end of the month. Changes/updates will be posted on the ADCRR website. Please refer to the online reports for the most current data.

For further information, contact:

Arizona Department of Corrections
Rehabilitation and Reentry
701 East Jefferson Street
Phoenix, Arizona 85034
602-542-5497

<https://corrections.az.gov>

This document is available in alternative formats by contacting the Public Records office: 602-542-5886

ADCRR CENSUS

*OP CAP: Operating Capacity Beds = Rated Beds + Temporary Beds

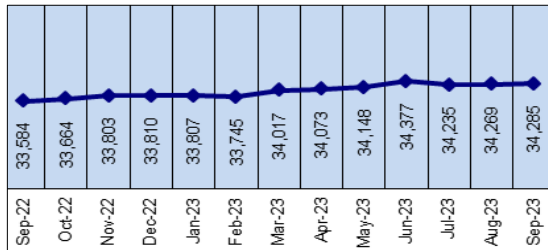
FACILITY	RATED	TEMP	OP CAP*	POP
MALE - STATE				
ASPC-Douglas	1,805	140	1,945	1,514
ASPC-Eyman	4,493	2,211	6,704	4,157
ASPC-Phoenix	552	213	765	532
ASPC-Lewis	5,093	879	5,972	3,351
ASPC-Safford	1,703	160	1,863	1,776
ASPC-Tucson	4,600	582	5,182	4,642
ASPC-Winslow	1,626	0	1,626	894
ASPC-Yuma	4,350	340	4,690	4,144
STATE TOTAL	24,222	4,525	28,747	21,010
PRIVATE TOTAL	10,606	562	11,168	10,110
MALE - TOTAL	34,828	5,087	39,915	31,120
FEMALE - STATE				
ASPC-Douglas	100	0	100	0
ASPC-Lewis	11	0	11	0
ASPC-Perryville	4,214	129	4,343	3,165
FEMALE -TOTAL	4,325	129	4,454	3,165
PRISON TOTAL	39,153	5,216	44,369	34,285
COMMUNITY SUPERVISION OFFENDERS				5,375
ADCRR TOTAL				39,660

INMATE BED CAPACITY & POPULATION DETAIL

CATEGORY	MALE	FEMALE	TOTAL
Operating Capacity Beds	39,915	4,454	44,369
Inmate Population	31,120	3,165	34,285
Temporary Beds	5,087	129	5,216
Actual Bed Surplus / (Deficit)	3,708	1,160	4,868
Month's Admissions	1,046	191	1,237
Month's Releases	1,047	174	1,221
Month's Growth	(1)	17	16

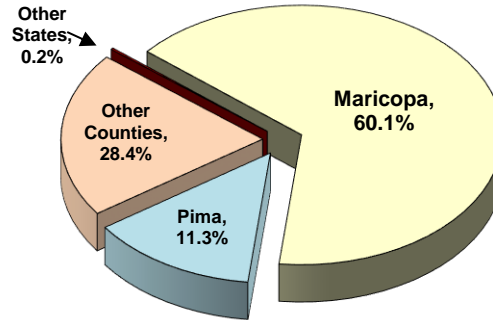
(*Releasees Served an Average of 32 months)

MONTHLY POPULATION CHANGE

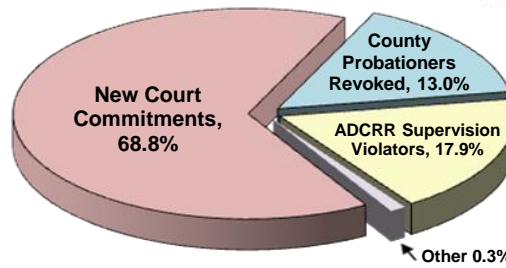


Snap-shot of Population on Last Day of Each Month

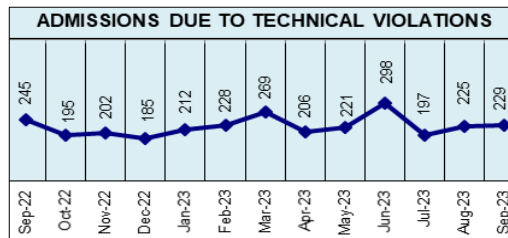
COMMITTED POPULATION BY COUNTY OF CONVICTION



ADCRR HAS ADMITTED 3,639 INMATES FY 2024 YEAR TO DATE



ADCRR HAS RELEASED 3,731 INMATES FY 2024 YEAR TO DATE



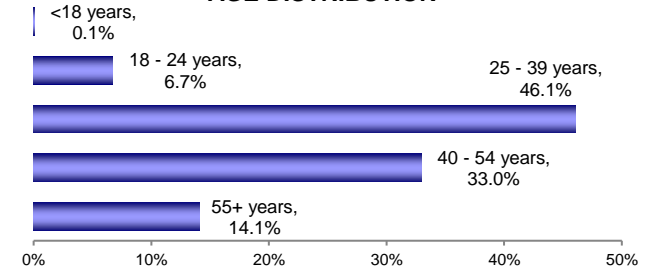
SPECIAL POPULATION GROUPS

SENTENCE TYPE	MALE	FEMALE	TOTAL
Death Row	109	3	112
Minors	28	0	28
Veterans	1,566	18	1,584

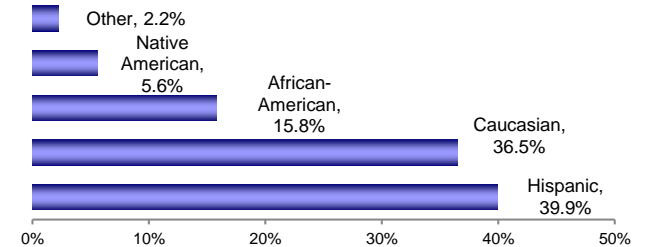
CITIZENSHIP / GENDER DISTRIBUTION

	MALE	FEMALE	TOTAL	%
US Citizens	28,731	3,101	31,832	92.8%
Crim Aliens	2,389	64	2,453	7.2%
TOTAL	31,120	3,165	34,285	100.0%
%	90.8%	9.2%		100.0%

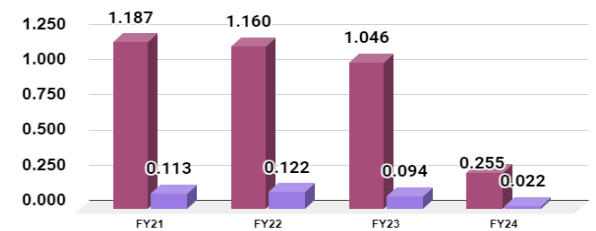
AGE DISTRIBUTION



ETHNIC DISTRIBUTION



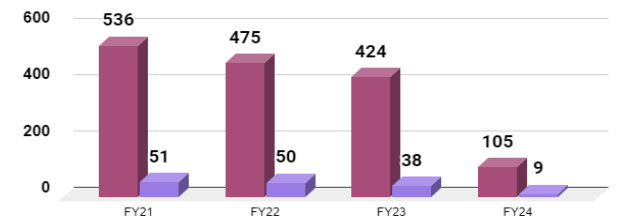
TOTAL STAFF ASSAULTED PER 1000 INMATES



Through 9-30-23 ADCRR and Contract Beds**Closed cases only**

■ Assaults ■ Assaults with Injury

TOTAL STAFF ASSAULTED



Through 9-30-23 ADCRR and Contract Beds**Closed cases only**

■ FY Assaults ■ FY Assaults with Injury

ADCRR CONSTITUENT CONTACTS	1,283
ADCRR PERSONNEL ON MILITARY LEAVE	51
ADCRR PERSONNEL ON MILITARY STANDBY	22