

INMATE PROGRAMS

ADCRR assesses recidivism risk and programming needs during intake. Assessment results, along with sentence structure are used to prioritize inmate programmatic goals and placement.

These figures represent a snapshot in time and do not include inmates who have already completed the programs.

Program Enrollment	Sub-Total	TOTAL
ADCRR Education		4,098
Functional Literacy	1,486	
High School Equivalency	1,444	
Special Education	44	
Career & Technical Education	1,124	
Tablet Based College		545
Addiction Treatment *		769
Sex Offender Treatment		198
Self-Improvement		2,834
Work Programs		17,729
Arizona Correctional Industries		
· Labor Contracts	819	
· Owned & Operated	647	
Intergovernmental Agreements	1,256	
Work Incentive Pay Program	15,007	
Total Program Enrollments **		26,173

**82.2% of inmates assessed at intake have significant substance abuse histories. **Inmates may be enrolled in more than one program.*

INMATE COMMUNITY RESTITUTION

AZ COMMUNITY PROJECTS	This Month	FY YTD
Fire Crew Hours	22,005	199,363
Public Sector Work Crew Hours	92,399	726,463
ADOT Crews Hours	12,382	121,178

AZ CRIME VICTIMS		
Court Ordered Restitution Collected	\$138,035	\$1,566,860
Victims' Compensation Collected	\$12,035	\$118,377
Victim Notifications of Release	54	836

INMATE HEALTH SERVICES

Hospital Admissions.....	151	
Inmates With: HIV...267	Active TB...0	Hepatitis C...6,022
Inmates Requiring Ongoing Mental Health Services.....	5,636	

INMATE CONDUCT / INMATE GRIEVANCES

Inmate / Inmate Assaults.....	24	Inmate Grievances.....	642
Inmate / Staff Assault.....	14 - (19 Pending decision)		
Assaults per 1000 Inmates.....	0.410 - (Closed cases only)		

INMATE COMMITMENT OFFENSES

OFFENSE	US Citizens	Crim. Aliens	TOTAL	%
Arson	146	9	155	0.5%
Assault	4,558	195	4,753	13.9%
Auto Theft	1,703	27	1,730	5.1%
Burglary/Criminal Trespass	1,709	45	1,754	5.1%
Child/Adult Abuse	276	17	293	0.9%
Child Molestation	1,129	264	1,393	4.1%
Criminal Damage	123	4	127	0.4%
Domestic Violence	147	1	148	0.4%
Drug Possession (All)	1,609	20	1,629	4.8%
<i>Marijuana Only</i>	12	1	13	0.0%
Drug Sales/Trafficking	3,641	593	4,234	12.4%
DUI	949	82	1,031	3.0%
Escape	90	1	91	0.3%
Forgery	150	5	155	0.5%
Fraud	152	6	158	0.5%
Identity Theft	217	4	221	0.6%
Kidnapping	1,003	155	1,158	3.4%
Manslaughter/Neg. Homicide	797	60	857	2.5%
Murder	3,007	349	3,356	9.8%
Other	1,424	61	1,485	4.3%
Rape/Sexual Assault	488	63	551	1.6%
Robbery	2,855	129	2,984	8.7%
Sex Offense	2,778	325	3,103	9.1%
Theft	528	6	534	1.6%
Trafficking in Stolen Property	337	5	342	1.0%
Weapons Offense	1,855	38	1,893	5.5%
TOTAL	31,683	2,465	34,148	100.0%
%	92.8%	7.2%		100.0%

INMATE CRIMINAL HISTORY

	US Citizens	Crim. Aliens	TOTAL	%
Violent Offenders *	22,795	1,708	24,503	71.8%
· <i>Current</i>	19,504	1,656	21,160	62.0%
· <i>Historical</i>	3,291	52	3,343	9.8%
Non-Violent Offenders	8,888	757	9,645	28.2%
TOTAL	31,683	2,465	34,148	100.0%

* Total Violent Offenders; includes offenders of a non-violent statute who have used a weapon or caused an injury

	US Citizens	Crim. Aliens	TOTAL	%
Prior ADCRR Prison Term	16,479	364	16,843	49.3%
First ADCRR Prison Term	15,204	2,101	17,305	50.7%
TOTAL	31,683	2,465	34,148	100.0%

The Arizona Department of Corrections Rehabilitation and Reentry

Ryan Thornell, Ph.D.
Director

CORRECTIONS AT A GLANCE



MAY 2023

This report contains preliminary statistics as of the end of the month. Changes/updates will be posted on the ADCRR website. Please refer to the online reports for the most current data.

For further information, contact:
Arizona Department of Corrections
Rehabilitation and Reentry
701 East Jefferson Street
Phoenix, Arizona 85034
602-542-5497
<https://corrections.az.gov>

This document is available in alternative formats by contacting Central Office Public Access: 602-542-5886

ADCRR CENSUS

*OP CAP: Operating Capacity Beds = Rated Beds + Temporary Beds

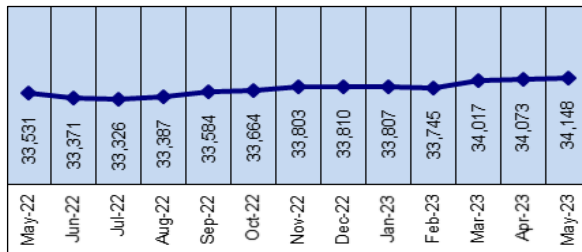
FACILITY	RATED	TEMP	OP CAP*	POP
MALE - STATE				
ASPC-Douglas	1,805	140	1,945	1,418
ASPC-Eyman	4,493	2,211	6,704	4,492
ASPC-Phoenix	552	202	754	640
ASPC-Lewis	5,093	858	5,951	3,229
ASPC-Safford	1,703	160	1,863	1,733
ASPC-Tucson	4,600	516	5,116	4,385
ASPC-Winslow	1,626	0	1,626	888
ASPC-Yuma	4,350	340	4,690	4,195
STATE TOTAL	24,222	4,427	28,649	20,980
PRIVATE TOTAL	10,606	562	11,168	10,029
MALE - TOTAL	34,828	4,989	39,817	31,009
FEMALE - STATE				
ASPC-Douglas	100	0	100	0
ASPC-Lewis	11	0	11	0
ASPC-Perryville	4,214	129	4,343	3,139
FEMALE -TOTAL	4,325	129	4,454	3,139
PRISON TOTAL	39,153	5,118	44,271	34,148
COMMUNITY SUPERVISION OFFENDERS				5,217
ADCRR TOTAL				39,365

INMATE BED CAPACITY & POPULATION DETAIL

CATEGORY	MALE	FEMALE	TOTAL
Operating Capacity Beds	39,817	4,454	44,271
Inmate Population	31,009	3,139	34,148
Temporary Beds	4,989	129	5,118
Actual Bed Surplus / (Deficit)	3,819	1,186	5,005
Month's Admissions	1,143	190	1,333
Month's Releases	1,088	170	1,258
Month's Growth	55	20	75

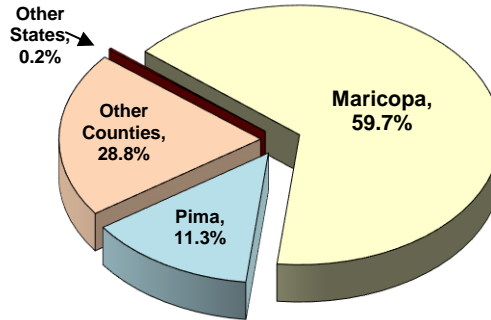
(*Releasees Served an Average of 34 months)

MONTHLY POPULATION CHANGE

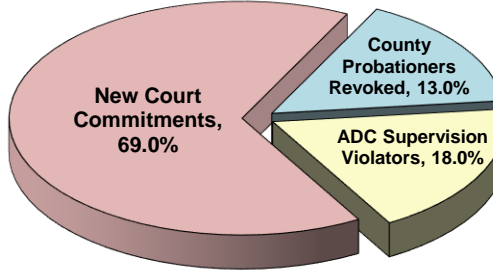


Snap-shot of Population on Last Day of Each Month

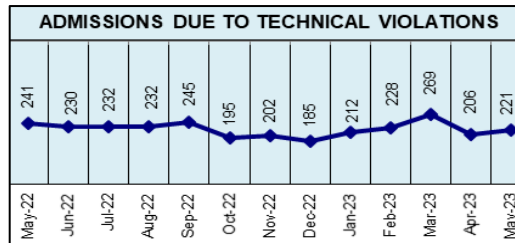
COMMITTED POPULATION BY COUNTY OF CONVICTION



ADCRR HAS ADMITTED 13,751 INMATES FY 2023 YEAR TO DATE



ADCRR HAS RELEASED 12,974 INMATES FY 2023 YEAR TO DATE



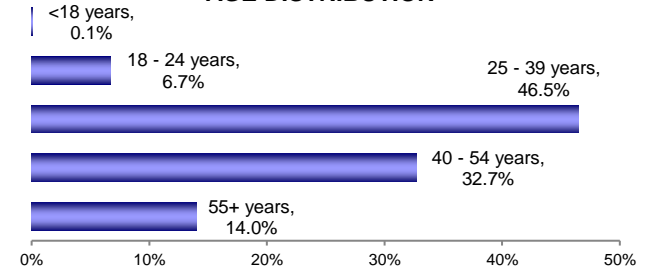
SPECIAL POPULATION GROUPS

SENTENCE TYPE	MALE	FEMALE	TOTAL
Death Row	107	3	110
Minors	27	0	27
Veterans	1,609	23	1,632

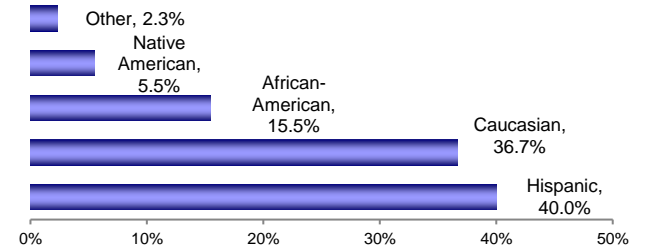
CITIZENSHIP / GENDER DISTRIBUTION

	MALE	FEMALE	TOTAL	%
US Citizens	28,612	3,071	31,683	92.8%
Crim Aliens	2,397	68	2,465	7.2%
TOTAL	31,009	3,139	34,148	100.0%
%	90.8%	9.2%		100.0%

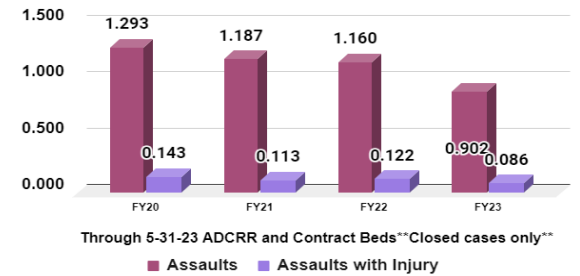
AGE DISTRIBUTION



ETHNIC DISTRIBUTION

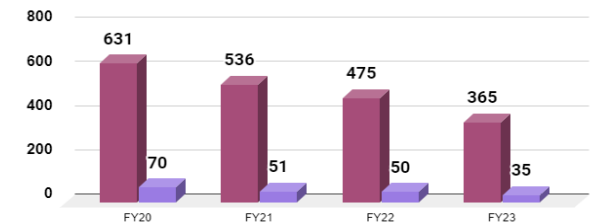


TOTAL STAFF ASSAULTED PER 1000 INMATES



Through 5-31-23 ADCRR and Contract Beds**Closed cases only**

TOTAL STAFF ASSAULTED



Through 5-31-23 ADCRR and Contract Beds**Closed cases only**

ADCRR CONSTITUENT CONTACTS	1,601
ADCRR PERSONNEL ON MILITARY LEAVE	69
ADCRR PERSONNEL ON MILITARY STANDBY	29