



# ARIZONA DEPARTMENT OF CORRECTIONS, REHABILITATION AND REENTRY

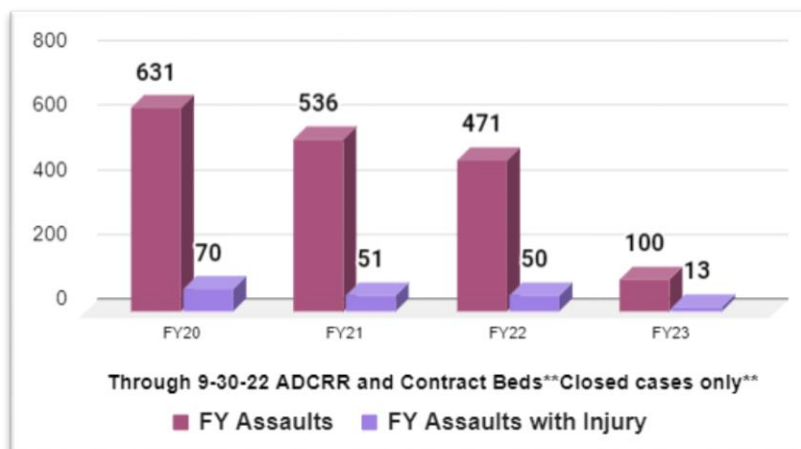
## Inmate Assault, Self-Harm, & Mortality Data

FY 2023 as of 9/30/2022

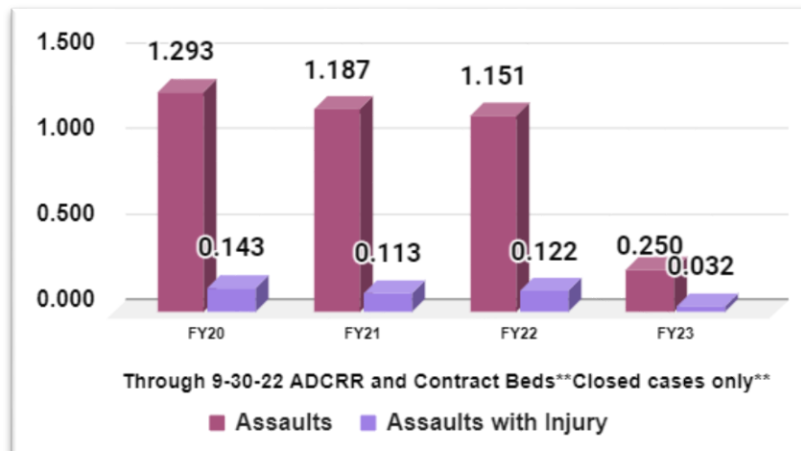
TOTAL STAFF ASSAULTED – WITH INJURY				
Case Type	FY20	FY21	FY22	*FY23
Closed Cases	631	537	446	<b>100</b>
Pending Decision	0	0	21	<b>22</b>
<b>Totals</b>	<b>631</b>	<b>537</b>	<b>467</b>	<b>102</b>

\*FY 2023 as of 9/30/2022

### TOTAL STAFF ASSAULTED



### TOTAL STAFF ASSAULTED PER 1000 INMATES



\*FY 2023 as of 9/30/2022

Contract Beds represent the lowest custody level (minimum) and two medium security units.

## INMATE ON STAFF ASSAULTS CASE SUBMISSION AND DISPOSITION

FISCAL YEAR	FY20		FY21		FY22		*FY23		TOTAL	TOTAL
Submitted for Prosecution	91		61		90		21		263	PERCENT
Convictions	54	59.3%	37	60.7%	15	16.7%	0	0.0%	106	40.3%
Indicted - Pending Disposition	23	25.3%	14	23.0%	30	33.3%	5	23.8%	72	27.4%
Declined/Dismissed	14	15.4%	5	8.2%	7	7.8%	0	0.0%	26	9.9%
Pending CA Decision	0	0.0%	5	8.2%	38	42.2%	16	76.2%	59	22.4%
<b>TOTAL</b>	<b>91</b>	<b>100.0%</b>	<b>61</b>	<b>100.0%</b>	<b>90</b>	<b>100.0%</b>	<b>21</b>	<b>100.0%</b>	<b>263</b>	<b>100.0%</b>

\*FY 2023 as of 9/30/2022

Includes ADCRR and Contract Beds

CA – County Attorney

Of the 106 convictions since FY 2020, 57 (54%) resulted in sentences to be served consecutively; and 31 (29%) resulted in sentences to be served concurrently; and 18 (17%) convictions not yet sentenced.

## INMATE DISCIPLINARY ACTIONS RESULTING FROM STAFF ASSAULT

Fiscal Year	Disciplinary	Serious Incident Report (SIR)	Disciplinary per SIR
FY20	631	777	0.81
FY21	537	589	0.91
FY22	446	514	0.87
*FY23	100	135	0.74
	<b>1,714</b>	<b>2,015</b>	

\*FY 2023 as of 9/30/2022; does not include cases that are pending

Includes ADCRR and Contract Beds

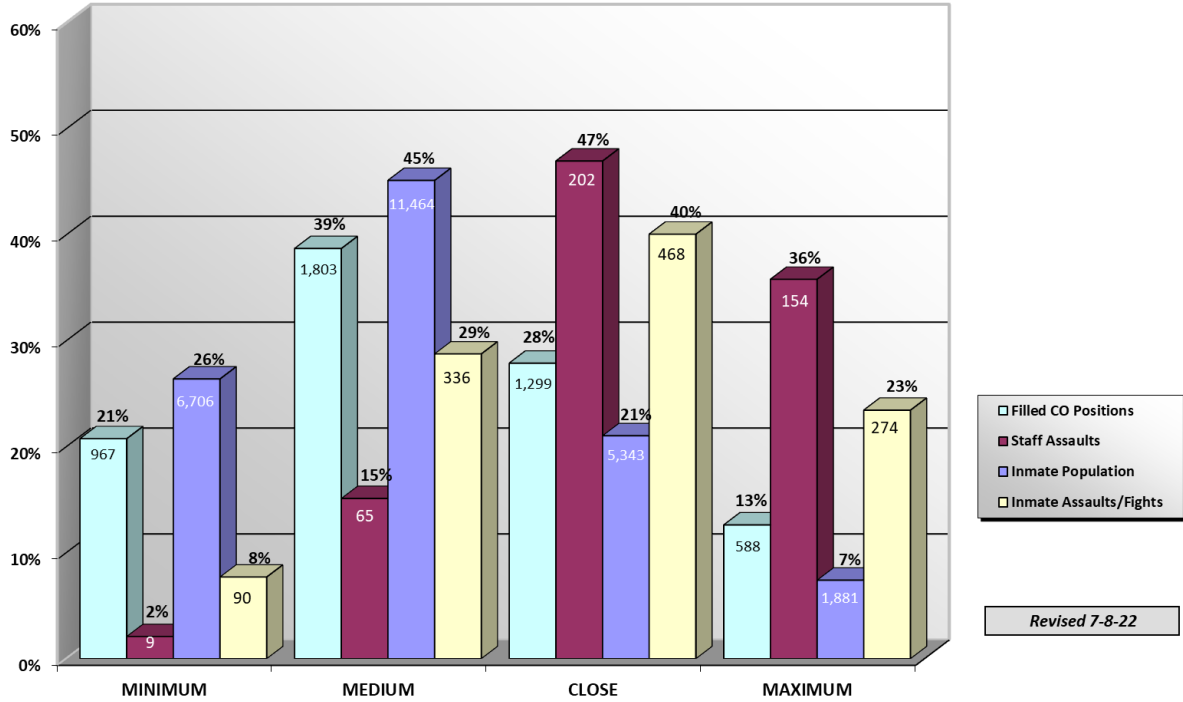
## INMATE ON INMATE ASSAULTS AND FIGHTS

	FY20	FY21	FY22	FY23*
<b>ADCRR</b>	1,884	1,353	1,168	<b>315</b>
<b>**Contract Beds</b>	200	127	112	<b>40</b>
<b>Totals</b>	<b>2,084</b>	<b>1,480</b>	<b>1,280</b>	<b>355</b>

\*FY 2023 as of 9/30/2022

\*\*Contract Beds represent the lowest custody level (minimum) and two medium security units.

**Population and Assault-Fight Comparison**  
FY 2022

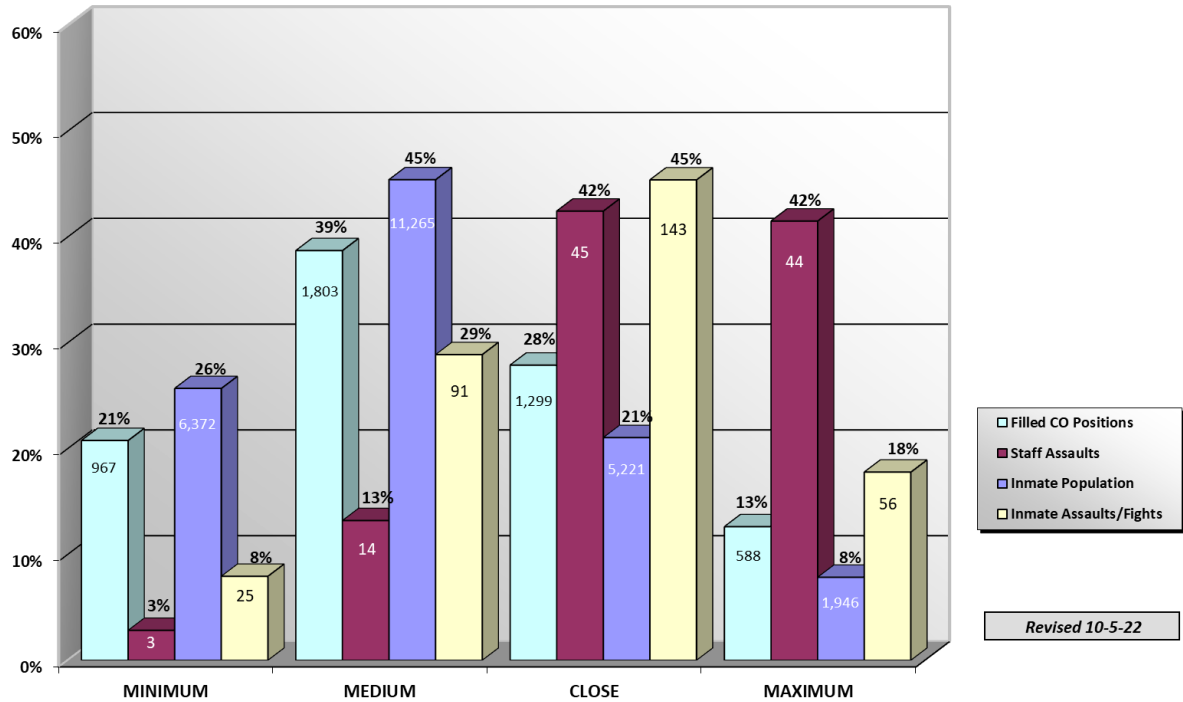


"Filled CO Positions" refers to ADCRR staff only; this graph excludes Contract Beds.  
 \*Total reported before discipline process is completed.

Revised 7-8-22

**Population and Assault-Fight Comparison**  
FY 2023

(Through 9-30-22)



"Filled CO Positions" refers to ADCRR staff only; this graph excludes Contract Beds.  
 \*Total reported before discipline process is completed.

Revised 10-5-22

## INMATE SELF-INJURIOUS BEHAVIOR AND SUICIDE ATTEMPTS

Because not all acts of inmate self-harm are suicide attempts, the Arizona Department of Corrections, Rehabilitation and Reentry (ADCRR) has adopted a new method of counting acts of inmate self-harm as of July 2018. This would include any level of lethality (superficial, moderate, serious, etc.) Based on a review by medical/mental health staff, these incidents will now be categorized as one of the following, based on the definitions below:

- Self-Injurious Behavior - Any act of self-harm without the intention to end one’s life.
- Suicide Attempt - Any act of self-harm with the intention to end one’s life.

This distinction will allow ADC to better understand these incidents and continue to refine prevention techniques. The table below displays the new content and format for this information moving forward.

	Self-Injurious Behavior						Suicide Attempt						Unknown	Suicide	TOTALS
	C	O/I	B	H/S	M	Total	C	O/I	B	H/S	M	Total			
<b>FY20</b>	1257	313	668	148	13	<b>2399</b>	20	25	9	34	3	<b>91</b>	<b>0</b>	<b>6</b>	<b>2496</b>
<b>FY21</b>	850	239	484	98	13	<b>1684</b>	15	6	2	29	0	<b>52</b>	<b>0</b>	<b>10</b>	<b>1746</b>
<b>FY22</b>	679	207	367	67	13	<b>1333</b>	18	12	0	40	1	<b>71</b>	<b>0</b>	<b>10</b>	<b>1414</b>
<b>FY23*</b>															
<b>Jul-22</b>	68	37	44	5	0	<b>154</b>	2	5	0	4	0	<b>11</b>	<b>0</b>	<b>1</b>	<b>166</b>
<b>Aug-22</b>	86	26	40	6	0	<b>158</b>	3	0	0	2	0	<b>5</b>	<b>0</b>	<b>0</b>	<b>163</b>
<b>Sep-22</b>	40	16	29	10	0	<b>95</b>	0	2	0	1	0	<b>3</b>	<b>0</b>	<b>1</b>	<b>99</b>
<b>TOTALS</b>	<b>194</b>	<b>79</b>	<b>113</b>	<b>21</b>	<b>0</b>	<b>407</b>	<b>5</b>	<b>7</b>	<b>0</b>	<b>7</b>	<b>0</b>	<b>19</b>	<b>0</b>	<b>2</b>	<b>329</b>

\*FY 2023 Data collected as of 9/30/2022

Includes ADCRR and Contract Beds

C - Cutting/Burning/Biting: Inflicting cuts, burns, or bites to the skin surface.

O/I - Overdose/Ingestion/Insertion: Ingesting, inserting of substances (drugs/medications/non-edible items, etc.) or foreign bodies.

B - Blunt Force: Hitting self, head banging, kicking, jumping, etc.

H/S - Hanging/Strangulation: Restricting/blocking, or limiting the breathing function/ability.

M - Miscellaneous: Other methods not otherwise captured in the above definitions.

## INMATE DEATHS BY YEAR AND CAUSE

TYPE	FY 20	FY 21	FY 22	FY 23*	Total
<b>Natural Causes</b>	128	134	118	29	<b>409</b>
<b>Suicide</b>	6	10	10	2	<b>28</b>
<b>Accidental</b>	8	7	19	3	<b>37</b>
<b>Homicide</b>	3	2	1	2	<b>8</b>
<b>TOTAL</b>	<b>145</b>	<b>153</b>	<b>148</b>	<b>36</b>	<b>482</b>
<b>ADP</b>	<b>42,105</b>	<b>37,780</b>	<b>34,324</b>	<b>**33,584</b>	

\*FY 2023 as of 9/30/2022

Includes ADCRR and Contract Beds

\*\* Actual inmate population as of 9/30/2022 ADP – Average Daily Population (for Fiscal Year)

Cause of death figures are subject to change based on official medical examiner reports, which may be issued in a subsequent month.