

AUGUST 2023

INMATE PROGRAMS

ADCRR assesses recidivism risk and programming needs during intake. Assessment results, along with sentence structure are used to prioritize inmate programmatic goals and placement.

These figures represent a snapshot in time and do not include inmates who have already completed the programs.

Program Enrollment	Sub-Total	TOTAL
ADCRR Education		4,075
Functional Literacy	1,560	
High School Equivalency	1,409	
Special Education	45	
Career & Technical Education	1,061	
Tablet Based College		496
Addiction Treatment *		817
Sex Offender Treatment		221
Self-Improvement		2,666
Work Programs		18,262
Arizona Correctional Industries		
· Labor Contracts	834	
· Owned & Operated	625	
Intergovernmental Agreements	1,291	
Work Incentive Pay Program	15,512	
Total Program Enrollments **		26,537

**85.2% of inmates assessed at intake have significant substance abuse histories. **Inmates may be enrolled in more than one program.*

INMATE COMMUNITY RESTITUTION

AZ COMMUNITY PROJECTS	This Month	FY YTD
Fire Crew Hours	32,239	58,810
Public Sector Work Crew Hours	90,567	184,024
ADOT Crews Hours	12,545	27,058

AZ CRIME VICTIMS

Court Ordered Restitution Collected	\$158,967	\$288,940
Victims' Compensation Collected	\$17,620	\$29,422
Victim Notifications of Release	103	201

INMATE HEALTH SERVICES

Hospital Admissions.....	189	
Inmates With: HIV...268	Active TB...0	Hepatitis C...6,099
Inmates Requiring Ongoing Mental Health Services.....	5,258	

INMATE CONDUCT / INMATE GRIEVANCES

Inmate / Inmate Assaults.....	57	Inmate Grievances.....	651
Inmate / Staff Assault.....	21 - (25 Pending decision)		
Assaults per 1000 Inmates.....	0.613 - (Closed cases only)		

AUGUST 2023

INMATE COMMITMENT OFFENSES

OFFENSE	US Citizens	Crim. Aliens	TOTAL	%
Arson	152	9	161	0.5%
Assault	4,597	184	4,781	14.0%
Auto Theft	1,700	30	1,730	5.0%
Burglary/Criminal Trespass	1,635	40	1,675	4.9%
Child/Adult Abuse	275	16	291	0.8%
Child Molestation	1,121	263	1,384	4.0%
Criminal Damage	120	7	127	0.4%
Domestic Violence	141	1	142	0.4%
Drug Possession (All)	1,669	27	1,696	4.9%
<i>Marijuana Only</i>	9	1	10	0.0%
Drug Sales/Trafficking	3,642	578	4,220	12.3%
DUI	1,004	87	1,091	3.2%
Escape	89	2	91	0.3%
Forgery	151	5	156	0.5%
Fraud	147	4	151	0.4%
Identity Theft	221	3	224	0.7%
Kidnapping	995	151	1,146	3.3%
Manslaughter/Neg. Homicide	821	54	875	2.6%
Murder	3,043	345	3,388	9.9%
Other	1,432	69	1,501	4.4%
Rape/Sexual Assault	483	64	547	1.6%
Robbery	2,841	122	2,963	8.6%
Sex Offense	2,789	334	3,123	9.1%
Theft	513	7	520	1.5%
Trafficking in Stolen Property	327	4	331	1.0%
Weapons Offense	1,906	39	1,945	5.7%
TOTAL	31,823	2,446	34,269	100.0%
%	92.9%	7.1%		100.0%

INMATE CRIMINAL HISTORY

	US Citizens	Crim. Aliens	TOTAL	%
Violent Offenders *	22,913	1,682	24,595	71.8%
· <i>Current</i>	19,604	1,630	21,234	62.0%
· <i>Historical</i>	3,309	52	3,361	9.8%
Non-Violent Offenders	8,910	764	9,674	28.2%
TOTAL	31,823	2,446	34,269	100.0%

* Total Violent Offenders; includes offenders of a non-violent statute who have used a weapon or caused an injury

	US Citizens	Crim. Aliens	TOTAL	%
Prior ADCRR Prison Term	16,585	369	16,954	49.5%
First ADCRR Prison Term	15,238	2,077	17,315	50.5%
TOTAL	31,823	2,446	34,269	100.0%

The Arizona Department of Corrections Rehabilitation and Reentry

Ryan Thornell, Ph.D.
Director

CORRECTIONS AT A GLANCE



AUGUST 2023

This report contains preliminary statistics as of the end of the month. Changes/updates will be posted on the ADCRR website. Please refer to the online reports for the most current data.

For further information, contact:

Arizona Department of Corrections
Rehabilitation and Reentry
701 East Jefferson Street
Phoenix, Arizona 85034
602-542-5497
<https://corrections.az.gov>

This document is available in alternative formats by contacting Central Office Public Access: 602-542-5886

ADCRR CENSUS

*OP CAP: Operating Capacity Beds = Rated Beds + Temporary Beds

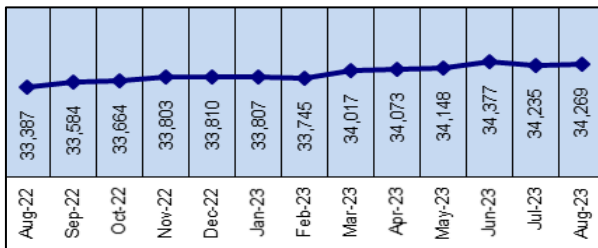
FACILITY	RATED	TEMP	OP CAP*	POP
MALE - STATE				
ASPC-Douglas	1,805	140	1,945	1,506
ASPC-Eyman	4,493	2,211	6,704	4,116
ASPC-Phoenix	552	213	765	553
ASPC-Lewis	5,093	879	5,972	3,333
ASPC-Safford	1,703	160	1,863	1,727
ASPC-Tucson	4,600	582	5,182	4,701
ASPC-Winslow	1,626	0	1,626	904
ASPC-Yuma	4,350	340	4,690	4,253
STATE TOTAL	24,222	4,525	28,747	21,093
PRIVATE TOTAL	10,606	562	11,168	10,028
MALE - TOTAL	34,828	5,087	39,915	31,121
FEMALE - STATE				
ASPC-Douglas	100	0	100	0
ASPC-Lewis	11	0	11	0
ASPC-Perryville	4,214	129	4,343	3,148
FEMALE -TOTAL	4,325	129	4,454	3,148
PRISON TOTAL	39,153	5,216	44,369	34,269
COMMUNITY SUPERVISION OFFENDERS				5,356
ADCRR TOTAL				39,625

INMATE BED CAPACITY & POPULATION DETAIL

CATEGORY	MALE	FEMALE	TOTAL
Operating Capacity Beds	39,915	4,454	44,369
Inmate Population	31,121	3,148	34,269
Temporary Beds	5,087	129	5,216
Actual Bed Surplus / (Deficit)	3,707	1,177	4,884
Month's Admissions	1,176	177	1,353
Month's Releases	1,138	181	1,319
Month's Growth	38	(4)	34

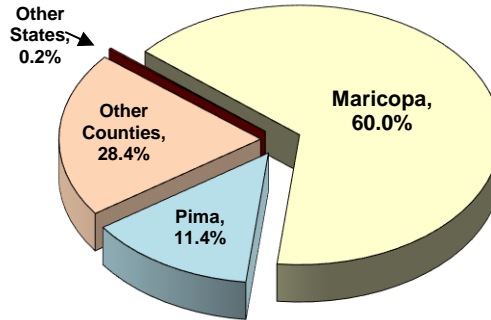
(*Releasees Served an Average of 32 months)

MONTHLY POPULATION CHANGE

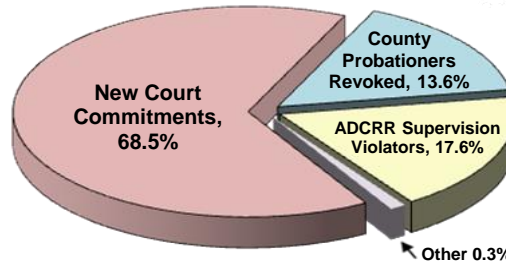


Snap-shot of Population on Last Day of Each Month

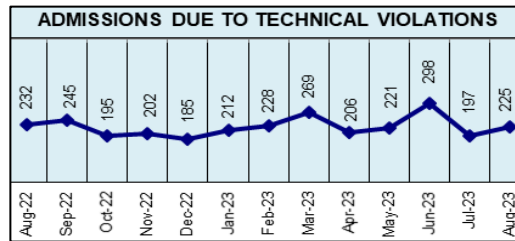
COMMITTED POPULATION BY COUNTY OF CONVICTION



ADCRR HAS ADMITTED 2,402 INMATES FY 2024 YEAR TO DATE



ADCRR HAS RELEASED 2,510 INMATES FY 2024 YEAR TO DATE



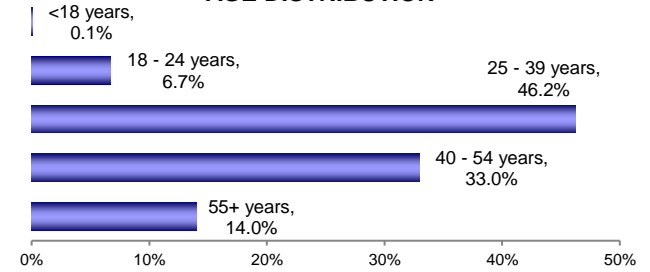
SPECIAL POPULATION GROUPS

SENTENCE TYPE	MALE	FEMALE	TOTAL
Death Row	109	3	112
Minors	30	0	30
Veterans	1,583	19	1,602

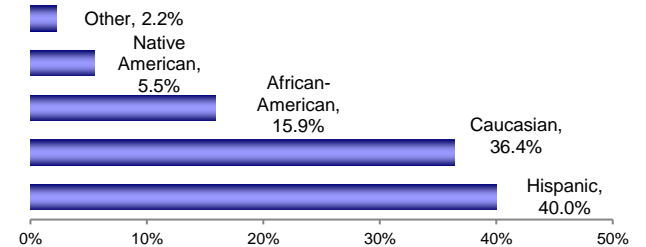
CITIZENSHIP / GENDER DISTRIBUTION

	MALE	FEMALE	TOTAL	%
US Citizens	28,735	3,088	31,823	92.9%
Crim Aliens	2,386	60	2,446	7.1%
TOTAL	31,121	3,148	34,269	100.0%
%	90.8%	9.2%		100.0%

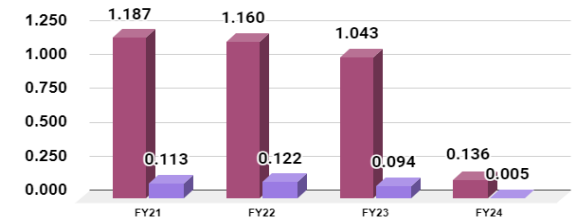
AGE DISTRIBUTION



ETHNIC DISTRIBUTION



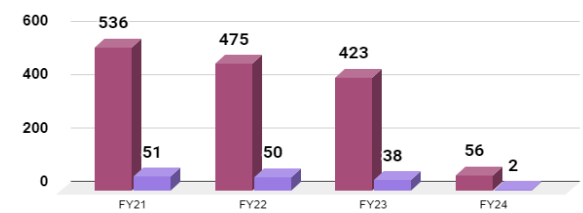
TOTAL STAFF ASSAULTED PER 1000 INMATES



Through 8-31-23 ADCRR and Contract Beds**Closed cases only**

■ Assaults ■ Assaults with Injury

TOTAL STAFF ASSAULTED



Through 8-31-23 ADCRR and Contract Beds**Closed cases only**

■ FY Assaults ■ FY Assaults with Injury

ADCRR CONSTITUENT CONTACTS	1,531
ADCRR PERSONNEL ON MILITARY LEAVE	52
ADCRR PERSONNEL ON MILITARY STANDBY	21