

**OCTOBER 2020**

**INMATE PROGRAMS**

ADCRR assesses the recidivism risk and programming needs of each inmate during intake. Assessment results, along with sentence structure, are used to prioritize inmate programmatic goals and placement. *These figures represent a snapshot in time and do not include inmates who have already completed the programs.*

Program Enrollment	Sub-Total	TOTAL
ADCRR Education		<b>4,497</b>
Functional Literacy	2,025	
High School Equivalency	1,917	
Special Education	80	
Career & Technical Education	475	
Addiction Treatment *		<b>855</b>
Sex Offender Treatment		<b>200</b>
Self-Improvement		<b>2,270</b>
Work Programs		<b>5,233</b>
Arizona Correctional Industries		
· Labor Contracts	1,815	
· Owned & Operated	809	
Intergovernmental Agreements	740	
Work Incentive Pay Program	1,869	
<b>Total Program Enrollments **</b>		<b>13,055</b>

\* Seventy-eight percent of inmates assessed at intake have significant substance abuse histories.

\*\* Inmates may be enrolled in more than one program.

**INMATE CONTRIBUTIONS / REPARATIONS**

AZ COMMUNITY LABOR	This Month	FY YTD
Fire Crew Hours	-	16,282
Public Sector Work Crew Hours	792	1,584
ADOT Crews Hours	340	1,858

**AZ CRIME VICTIMS**

Court Ordered Restitution Collected	\$171,671	\$666,358
Victims' Compensation Collected	\$4,663	\$8,999
Victim Notifications of Release	224	999

**INMATE HEALTH SERVICES**

Hospital Admissions.....	123	
Inmates With: HIV...304	Active TB...0	Hepatitis C...7,156
Inmates Requiring Ongoing Mental Health Services.....	10,708	

**INMATE CONDUCT / INMATE GRIEVANCES**

Inmate / Inmate Assaults.....	34	Inmate Grievances.....	325
Inmate / Staff Assaults.....	42		

**OCTOBER 2020**

**INMATE COMMITMENT OFFENSES**

OFFENSE	US Citizens	Crim. Aliens	TOTAL	%
Arson	126	4	130	0.3%
Assault	4,997	222	5,219	13.6%
Auto Theft	1,833	31	1,864	4.8%
Burglary/Criminal Trespass	2,342	47	2,389	6.2%
Child/Adult Abuse	271	12	283	0.7%
Child Molestation	1,299	290	1,589	4.1%
Criminal Damage	130	5	135	0.4%
Domestic Violence	153	1	154	0.4%
Drug Possession (All)	2,918	61	2,979	7.7%
<i>Marijuana Only</i>	95	5	100	0.3%
Drug Sales/Trafficking	3,740	702	4,442	11.5%
DUI	1,090	100	1,190	3.1%
Escape	135	2	137	0.4%
Forgery	301	2	303	0.8%
Fraud	223	5	228	0.6%
Identity Theft	358	5	363	0.9%
Kidnapping	1,065	197	1,262	3.3%
Manslaughter/Neg. Homicide	668	85	753	2.0%
Murder	2,885	375	3,260	8.5%
Other	1,571	84	1,655	4.3%
Rape/Sexual Assault	489	65	554	1.4%
Robbery	3,322	151	3,473	9.0%
Sex Offense	2,673	310	2,983	7.7%
Theft	772	8	780	2.0%
Trafficking in Stolen Property	526	5	531	1.4%
Weapons Offense	1,689	50	1,739	4.5%
<b>TOTAL</b>	<b>35,671</b>	<b>2,824</b>	<b>38,495</b>	<b>100.0%</b>
<b>%</b>	<b>92.7%</b>	<b>7.3%</b>	<b>100.0%</b>	

**INMATE CRIMINAL HISTORY**

	US Citizens	Crim. Aliens	TOTAL	%
Violent Offenders *	23,866	1,855	25,721	66.8%
· <i>Current</i>	19,418	1,789	21,207	55.1%
· <i>Historical</i>	4,448	66	4,514	11.7%
Non-Violent Offenders	11,805	969	12,774	33.2%
<b>TOTAL</b>	<b>35,671</b>	<b>2,824</b>	<b>38,495</b>	<b>100.0%</b>

\* Total Violent Offenders; includes offenders of a non-violent statute who have used a weapon or caused an injury

	US Citizens	Crim. Aliens	TOTAL	%
Prior ADCRR Prison Term	19,085	423	19,508	50.7%
First ADCRR Prison Term	16,586	2,401	18,987	49.3%
<b>TOTAL</b>	<b>35,671</b>	<b>2,824</b>	<b>38,495</b>	<b>100.0%</b>

**The Arizona Department of Corrections Rehabilitation and Reentry**

David Shinn, Director

**CORRECTIONS AT A GLANCE**



**OCTOBER 2020**

This report contains preliminary statistics as of the end of the month. Changes/updates will be posted on the ADCRR website. Please refer to the online reports for the most current data.

**For further information, contact:**  
 Arizona Department of Corrections  
 Rehabilitation and Reentry  
 1601 West Jefferson Street  
 Phoenix, Arizona 85007  
 602-542-5497  
<https://corrections.az.gov/>

This document is available in alternative formats by contacting Central Office Public Access at: 602-542-5886

**ADCRR CENSUS**

\*OP CAP: Operating Capacity Beds = Rated Beds + Temporary Beds

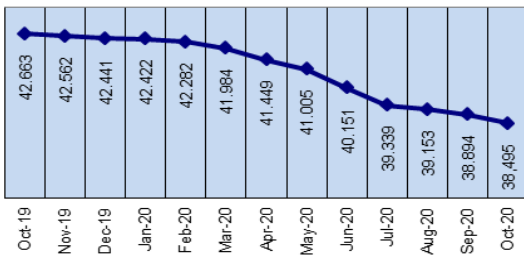
FACILITY	RATED	TEMP	OP CAP*	POP
<b>MALE - STATE</b>				
ASPC-Douglas	1,805	343	2,148	1,910
ASPC-Eyman	3,984	1,793	5,777	5,430
ASPC-Florence	3,284	697	3,981	2,781
ASPC-Phoenix	552	168	720	519
ASPC-Lewis	5,093	870	5,963	4,427
ASPC-Safford	1,453	416	1,869	1,510
ASPC-Tucson	4,600	509	5,109	4,899
ASPC-Winslow	1,626	216	1,842	1,295
ASPC-Yuma	4,350	420	4,770	4,604
<b>STATE TOTAL</b>	<b>26,747</b>	<b>5,432</b>	<b>32,179</b>	<b>27,375</b>
<b>PRIVATE TOTAL</b>	<b>7,900</b>	<b>662</b>	<b>8,562</b>	<b>7,370</b>
<b>MALE - TOTAL</b>	<b>34,647</b>	<b>6,094</b>	<b>40,741</b>	<b>34,745</b>
<b>FEMALE - STATE</b>				
ASPC-Douglas	100	0	100	95
ASPC-Lewis	11	0	11	3
ASPC-Perryville	4,214	141	4,355	3,652
<b>FEMALE - TOTAL</b>	<b>4,325</b>	<b>141</b>	<b>4,466</b>	<b>3,750</b>
<b>PRISON TOTAL</b>	<b>38,972</b>	<b>6,235</b>	<b>45,207</b>	<b>38,495</b>
<b>COMMUNITY SUPERVISION OFFENDERS</b>				<b>5,072</b>
<b>ADCRR TOTAL</b>				<b>43,567</b>

**INMATE BED CAPACITY & POPULATION DETAIL**

CATEGORY	MALE	FEMALE	TOTAL
Operating Capacity Beds	40,741	4,466	45,207
Inmate Population	34,745	3,750	38,495
Bed Surplus / (Deficit)	5,996	716	6,712
Month's Admissions	864	111	975
Month's Releases	1,144	230	1,374
Month's Growth	(280)	(119)	(399)

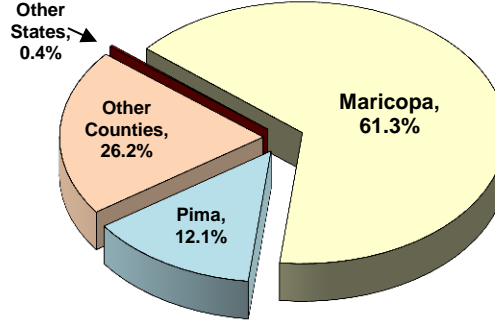
(°Releasees Served an Average of 32 months)

**MONTHLY POPULATION CHANGE**

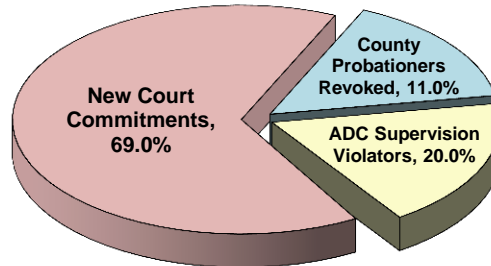


Snap-shot of Population on Last Day of Each Month

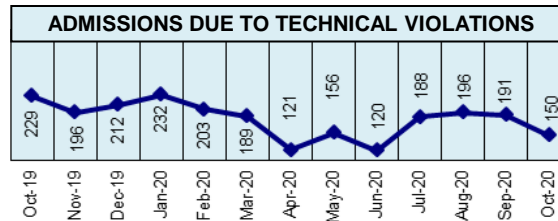
**COMMITTED POPULATION BY COUNTY OF CONVICTION**



**ADCRR HAS ADMITTED 3,645 INMATES FY 2021 YEAR TO DATE**



**ADCRR HAS RELEASED 5,301 INMATES FY 2021 YEAR TO DATE**



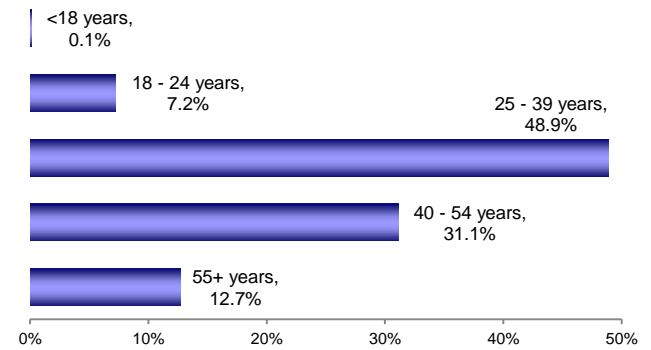
**SPECIAL POPULATION GROUPS**

SENTENCE TYPE	MALE	FEMALE	TOTAL
Death Row	113	3	116
Minors	38	3	41
Veterans	2,097	20	2,117

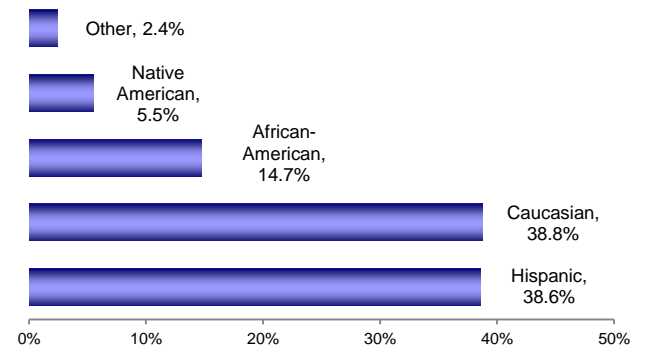
**CITIZENSHIP / GENDER DISTRIBUTION**

	MALE	FEMALE	TOTAL	%
US Citizens	32,030	3,641	35,671	92.7%
Crim Aliens	2,715	109	2,824	7.3%
<b>TOTAL</b>	<b>34,745</b>	<b>3,750</b>	<b>38,495</b>	<b>100.0%</b>
<b>%</b>	<b>90.3%</b>	<b>9.7%</b>		<b>100.0%</b>

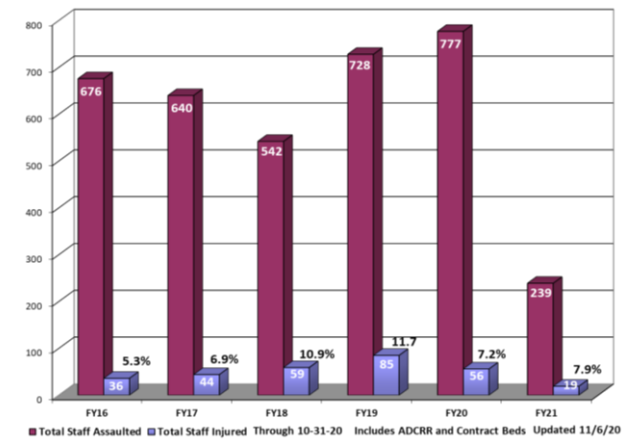
**AGE DISTRIBUTION**



**ETHNIC DISTRIBUTION**



**TOTAL STAFF ASSAULTED - WITH INJURY**



<b>ADCRR CONSTITUENT CONTACTS</b>	1,147
<b>ADCRR PERSONNEL ON MILITARY LEAVE</b>	95
<b>ADCRR PERSONNEL ON MILITARY STANDBY</b>	52