

NOVEMBER 2020

INMATE PROGRAMS

ADCRR assesses the recidivism risk and programming needs of each inmate during intake. Assessment results, along with sentence structure, are used to prioritize inmate programmatic goals and placement. *These figures represent a snapshot in time and do not include inmates who have already completed the programs.*

Program Enrollment	Sub-Total	TOTAL
ADCRR Education		4,696
Functional Literacy	2,272	
High School Equivalency	1,917	
Special Education	79	
Career & Technical Education	428	
Addiction Treatment *		871
Sex Offender Treatment		206
Self-Improvement		2,357
Work Programs		22,120
Arizona Correctional Industries		
· Labor Contracts	1,139	
· Owned & Operated	549	
Intergovernmental Agreements	526	
Work Incentive Pay Program	19,906	
Total Program Enrollments **		30,250

* Seventy-eight percent of inmates assessed at intake have significant substance abuse histories.

** Inmates may be enrolled in more than one program.

INMATE CONTRIBUTIONS / REPARATIONS

AZ COMMUNITY LABOR	This Month	FY YTD
Fire Crew Hours	104	16,386
Public Sector Work Crew Hours	9,899	11,483
ADOT Crews Hours	686	2,544

AZ CRIME VICTIMS

Court Ordered Restitution Collected	\$185,393	\$851,751
Victims' Compensation Collected	\$2,857	\$11,856
Victim Notifications of Release	238	1,237

INMATE HEALTH SERVICES

Hospital Admissions.....	120
Inmates With: HIV...301 Active TB...0 Hepatitis C...7,058	
Inmates Requiring Ongoing Mental Health Services.....	10,605

INMATE CONDUCT / INMATE GRIEVANCES

Inmate / Inmate Assaults.....21	Inmate Grievances.....269
Inmate / Staff Assaults.....30	

NOVEMBER 2020

INMATE COMMITMENT OFFENSES

OFFENSE	US Citizens	Crim. Aliens	TOTAL	%
Arson	124	4	128	0.3%
Assault	4,962	219	5,181	13.6%
Auto Theft	1,828	30	1,858	4.9%
Burglary/Criminal Trespass	2,306	44	2,350	6.2%
Child/Adult Abuse	265	11	276	0.7%
Child Molestation	1,295	288	1,583	4.2%
Criminal Damage	128	5	133	0.3%
Domestic Violence	141	1	142	0.4%
Drug Possession (All)	2,808	58	2,866	7.5%
<i>Marijuana Only</i>	<i>94</i>	<i>5</i>	<i>99</i>	<i>0.3%</i>
Drug Sales/Trafficking	3,732	688	4,420	11.6%
DUI	1,070	96	1,166	3.1%
Escape	132	2	134	0.4%
Forgery	294	2	296	0.8%
Fraud	223	6	229	0.6%
Identity Theft	347	5	352	0.9%
Kidnapping	1,068	195	1,263	3.3%
Manslaughter/Neg. Homicide	664	85	749	2.0%
Murder	2,882	376	3,258	8.5%
Other	1,568	82	1,650	4.3%
Rape/Sexual Assault	489	65	554	1.5%
Robbery	3,309	146	3,455	9.1%
Sex Offense	2,667	308	2,975	7.8%
Theft	760	8	768	2.0%
Trafficking in Stolen Property	518	5	523	1.4%
Weapons Offense	1,687	46	1,733	4.5%
TOTAL	35,361	2,780	38,141	100.0%
%	92.7%	7.3%	100.0%	

INMATE CRIMINAL HISTORY

	US Citizens	Crim. Aliens	TOTAL	%
Violent Offenders *	23,728	1,837	25,565	67.0%
· <i>Current</i>	19,336	1,773	21,109	55.3%
· <i>Historical</i>	4,392	64	4,456	11.7%
Non-Violent Offenders	11,633	943	12,576	33.0%
TOTAL	35,361	2,780	38,141	100.0%

* Total Violent Offenders; includes offenders of a non-violent statute who have used a weapon or caused an injury

	US Citizens	Crim. Aliens	TOTAL	%
Prior ADCRR Prison Term	18,932	414	19,346	50.7%
First ADCRR Prison Term	16,429	2,366	18,795	49.3%
TOTAL	35,361	2,780	38,141	100.0%

The Arizona Department of Corrections Rehabilitation and Reentry

David Shinn, Director

CORRECTIONS AT A GLANCE



NOVEMBER 2020

This report contains preliminary statistics as of the end of the month. Changes/updates will be posted on the ADCRR website. Please refer to the online reports for the most current data.

For further information, contact:
 Arizona Department of Corrections
 Rehabilitation and Reentry
 1601 West Jefferson Street
 Phoenix, Arizona 85007
 602-542-5497

<https://corrections.az.gov/>

This document is available in alternative formats by contacting Central Office Public Access at: 602-542-5886

ADCRR CENSUS

*OP CAP: Operating Capacity Beds = Rated Beds + Temporary Beds

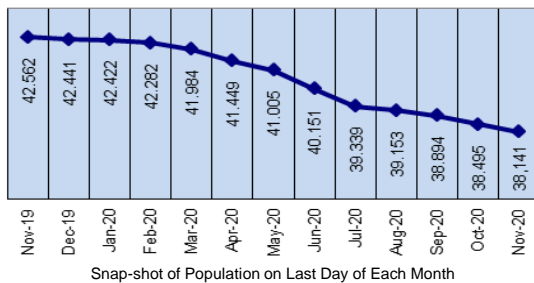
FACILITY	RATED	TEMP	OP CAP*	POP
MALE - STATE				
ASPC-Douglas	1,805	343	2,148	1,920
ASPC-Eyman	3,984	1,793	5,777	5,402
ASPC-Florence	3,284	697	3,981	2,769
ASPC-Phoenix	552	168	720	489
ASPC-Lewis	5,093	870	5,963	4,415
ASPC-Safford	1,453	416	1,869	1,465
ASPC-Tucson	4,600	509	5,109	4,904
ASPC-Winslow	1,626	216	1,842	1,263
ASPC-Yuma	4,350	420	4,770	4,503
STATE TOTAL	26,747	5,432	32,179	27,130
PRIVATE TOTAL	7,900	662	8,562	7,302
MALE - TOTAL	34,647	6,094	40,741	34,432
FEMALE - STATE				
ASPC-Douglas	100	0	100	93
ASPC-Lewis	11	0	11	3
ASPC-Perryville	4,214	141	4,355	3,613
FEMALE - TOTAL	4,325	141	4,466	3,709
PRISON TOTAL	38,972	6,235	45,207	38,141
COMMUNITY SUPERVISION OFFENDERS				5,041
ADCRR TOTAL				43,182

INMATE BED CAPACITY & POPULATION DETAIL

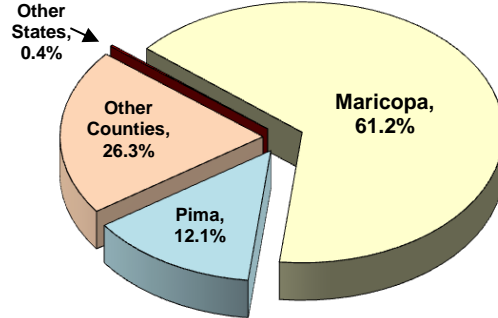
CATEGORY	MALE	FEMALE	TOTAL
Operating Capacity Beds	40,741	4,466	45,207
Inmate Population	34,432	3,709	38,141
Bed Surplus / (Deficit)	6,309	757	7,066
Month's Admissions	752	140	892
Month's Releases	1,065	181	1,246
Month's Growth	(313)	(41)	(354)

(*Releasees Served an Average of 32 months)

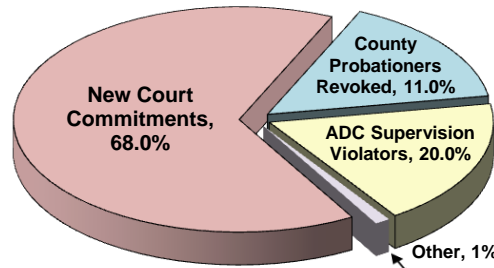
MONTHLY POPULATION CHANGE



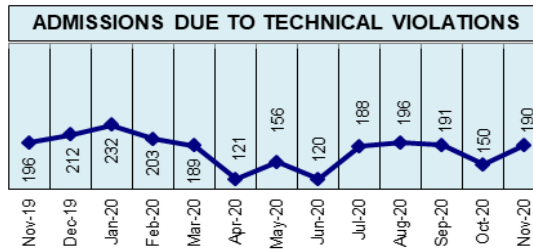
COMMITTED POPULATION BY COUNTY OF CONVICTION



ADCRR HAS ADMITTED 4,537 INMATES FY 2021 YEAR TO DATE



ADCRR HAS RELEASED 6,547 INMATES FY 2021 YEAR TO DATE



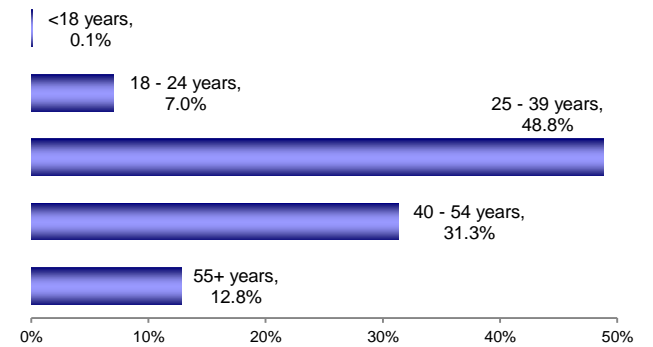
SPECIAL POPULATION GROUPS

SENTENCE TYPE	MALE	FEMALE	TOTAL
Death Row	113	3	116
Minors	36	3	39
Veterans	2,075	21	2,096

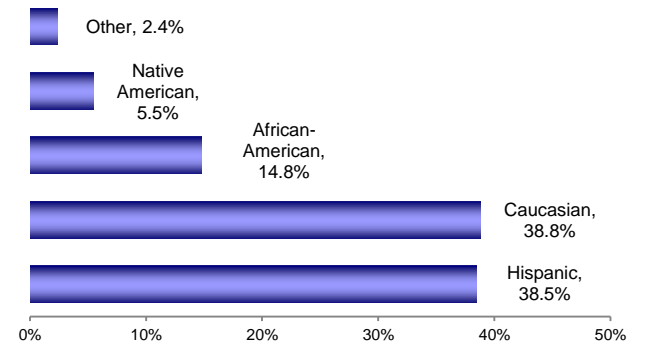
CITIZENSHIP / GENDER DISTRIBUTION

	MALE	FEMALE	TOTAL	%
US Citizens	31,760	3,601	35,361	92.7%
Crim Aliens	2,672	108	2,780	7.3%
TOTAL	34,432	3,709	38,141	100.0%
%	90.3%	9.7%		100.0%

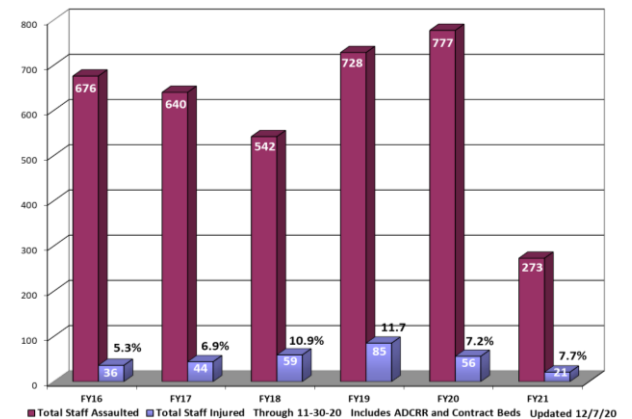
AGE DISTRIBUTION



ETHNIC DISTRIBUTION



TOTAL STAFF ASSAULTED - WITH INJURY



ADCRR CONSTITUENT CONTACTS

1,025

ADCRR PERSONNEL ON MILITARY LEAVE

88

ADCRR PERSONNEL ON MILITARY STANDBY

54