

**MAY 2020**

**INMATE PROGRAMS**

ADCRR assesses the recidivism risk and programming needs of each inmate during intake. Assessment results, along with sentence structure, are used to prioritize inmate programmatic goals and placement. *These figures represent a snapshot in time and do not include inmates who have already completed the programs.*

Program Enrollment	Sub-Total	TOTAL
ADC Education		<b>6,135</b>
Functional Literacy	3,081	
High School Equivalency	2,422	
Special Education	107	
Career & Technical Education	525	
Addiction Treatment *		<b>912</b>
Sex Offender Treatment		<b>223</b>
Self-Improvement		<b>3,083</b>
Work Programs		<b>22,024</b>
Arizona Correctional Industries		
· Labor Contracts	657	
· Owned & Operated	500	
Intergovernmental Agreements	939	
Work Incentive Pay Program	19,928	
<b>Total Program Enrollments **</b>		<b>32,377</b>

\* Seventy-eight percent of inmates assessed at intake have significant substance abuse histories.

\*\* Inmates may be enrolled in more than one program.

**INMATE CONTRIBUTIONS / REPARATIONS**

AZ COMMUNITY LABOR	This Month	FY YTD
Fire Crew Hours	-	245,675
Public Sector Work Crew Hours	2,274	1,390,124
ADOT Crews Hours	810	155,611

**AZ CRIME VICTIMS**

Court Ordered Restitution Collected	\$196,225	\$1,649,260
Victims' Compensation Collected	\$3,194	\$77,469
Victim Notifications of Release	291	2,812

**INMATE HEALTH SERVICES**

Hospital Admissions.....	140
Inmates With: HIV...239 Active TB...0 Hepatitis C...7,439	
Inmates Requiring Ongoing Mental Health Services.....	11,442

**INMATE CONDUCT / INMATE GRIEVANCES**

Inmate / Inmate Assaults.....15	Inmate Grievances.....338
Inmate / Staff Assaults.....57	

**MAY 2020**

**INMATE COMMITMENT OFFENSES**

OFFENSE	US Citizens	Crim. Aliens	TOTAL	%
Arson	136	5	141	0.3%
Assault	5,279	250	5,529	13.5%
Auto Theft	1,921	34	1,955	4.8%
Burglary/Criminal Trespass	2,493	55	2,548	6.2%
Child/Adult Abuse	282	15	297	0.7%
Child Molestation	1,336	295	1,631	4.0%
Criminal Damage	143	5	148	0.4%
Domestic Violence	165	2	167	0.4%
Drug Possession (All)	3,463	106	3,569	8.7%
<i>Marijuana Only</i>	123	3	126	0.3%
Drug Sales/Trafficking	3,915	778	4,693	11.4%
DUI	1,254	103	1,357	3.3%
Escape	151	4	155	0.4%
Forgery	337	4	341	0.8%
Fraud	231	5	236	0.6%
Identity Theft	390	7	397	1.0%
Kidnapping	1,083	203	1,286	3.1%
Manslaughter/Neg. Homicide	680	88	768	1.9%
Murder	2,875	386	3,261	8.0%
Other	1,649	95	1,744	4.3%
Rape/Sexual Assault	484	71	555	1.4%
Robbery	3,461	162	3,623	8.8%
Sex Offense	2,735	320	3,055	7.5%
Theft	905	10	915	2.2%
Trafficking in Stolen Property	580	5	585	1.4%
Weapons Offense	1,868	55	1,923	4.7%
<b>TOTAL</b>	<b>37,939</b>	<b>3,066</b>	<b>41,005</b>	<b>100.0%</b>
<b>%</b>	<b>92.5%</b>	<b>7.5%</b>		<b>100.0%</b>

**INMATE CRIMINAL HISTORY**

	US Citizens	Crim. Aliens	TOTAL	%
Violent Offenders *	24,810	1,953	26,763	65.3%
· <i>Current</i>	19,973	1,876	21,849	53.3%
· <i>Historical</i>	4,837	77	4,914	12.0%
Non-Violent Offenders	13,129	1,113	14,242	34.7%
<b>TOTAL</b>	<b>37,939</b>	<b>3,066</b>	<b>41,005</b>	<b>100.0%</b>

\* Total Violent Offenders; includes offenders of a non-violent statute who have used a weapon or caused an injury

	US Citizens	Crim. Aliens	TOTAL	%
Prior ADC Prison Term	20,278	448	20,726	50.5%
First ADC Prison Term	17,661	2,618	20,279	49.5%
<b>TOTAL</b>	<b>37,939</b>	<b>3,066</b>	<b>41,005</b>	<b>100.0%</b>

**The Arizona Department of Corrections Rehabilitation and Reentry**

David Shinn, Director

**CORRECTIONS AT A GLANCE**



**MAY 2020**

This report contains preliminary statistics as of the end of the month. Changes/updates will be posted on the ADC website. Please refer to the online reports for the most current data.

**For further information, contact:**  
 Arizona Department of Corrections  
 Rehabilitation and Reentry  
 1601 West Jefferson Street  
 Phoenix, Arizona 85007  
 602-542-5497  
<https://corrections.az.gov/>

This document is available in alternative formats by contacting Central Office Public Access at: 602-542-5886

**ADC CENSUS**

\*OP CAP: Operating Capacity Beds = Rated Beds + Temporary Beds

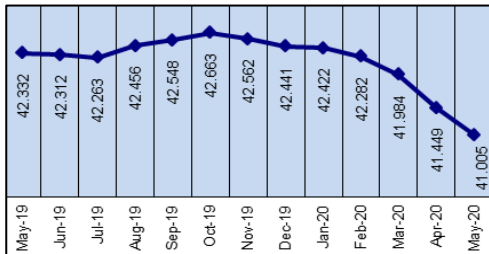
FACILITY	RATED	TEMP	OP CAP*	POP
<b>MALE - STATE</b>				
ASPC-Douglas	1,805	343	2,148	2,040
ASPC-Eyman	3,984	1,793	5,777	5,612
ASPC-Florence	3,284	697	3,981	3,492
ASPC-Phoenix	552	168	720	658
ASPC-Lewis	5,104	870	5,974	4,473
ASPC-Safford	1,453	416	1,869	1,606
ASPC-Tucson	4,575	493	5,068	4,942
ASPC-Winslow	1,626	216	1,842	1,387
ASPC-Yuma	4,350	420	4,770	4,832
<b>STATE TOTAL</b>	<b>26,733</b>	<b>5,416</b>	<b>32,149</b>	<b>29,042</b>
<b>PRIVATE TOTAL</b>	<b>7,900</b>	<b>662</b>	<b>8,562</b>	<b>7,861</b>
<b>MALE - TOTAL</b>	<b>34,633</b>	<b>6,078</b>	<b>40,711</b>	<b>36,903</b>
<b>FEMALE - STATE</b>				
ASPC-Douglas	100	0	100	97
ASPC-Perryville	4,214	141	4,355	4,002
ASPC-Tucson	25	0	25	3
<b>FEMALE - TOTAL</b>	<b>4,339</b>	<b>141</b>	<b>4,480</b>	<b>4,102</b>
<b>PRISON TOTAL</b>	<b>38,972</b>	<b>6,219</b>	<b>45,191</b>	<b>41,005</b>
<b>COMMUNITY SUPERVISION OFFENDERS</b>				<b>5,381</b>
<b>ADC TOTAL</b>				<b>46,386</b>

**INMATE BED CAPACITY & POPULATION DETAIL**

CATEGORY	MALE	FEMALE	TOTAL
Operating Capacity Beds	40,691	4,500	45,191
Inmate Population	36,887	4,118	41,005
Bed Surplus / (Deficit)	3,804	382	4,186
Month's Admissions	939	126	1,065
Month's Releases	1,284	225	1,509
Month's Growth	(345)	(99)	(444)

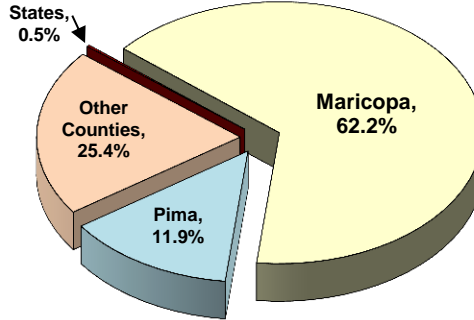
(°Releasees Served an Average of 27 months)

**MONTHLY POPULATION CHANGE**




Snap-shot of Population on Last Day of Each Month

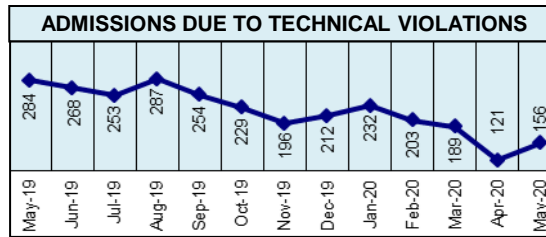
**COMMITTED POPULATION BY COUNTY OF CONVICTION**



**ADCRR HAS ADMITTED 14,912 INMATES FY 2020 YEAR TO DATE**



**ADCRR HAS RELEASED 16,208 INMATES FY 2020 YEAR TO DATE**



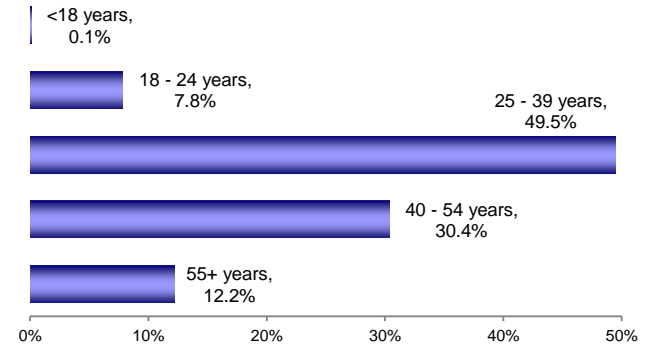
**SPECIAL POPULATION GROUPS**

SENTENCE TYPE	MALE	FEMALE	TOTAL
Death Row	113	3	116
Minors	46	3	49
Veterans	2,204	21	2,225

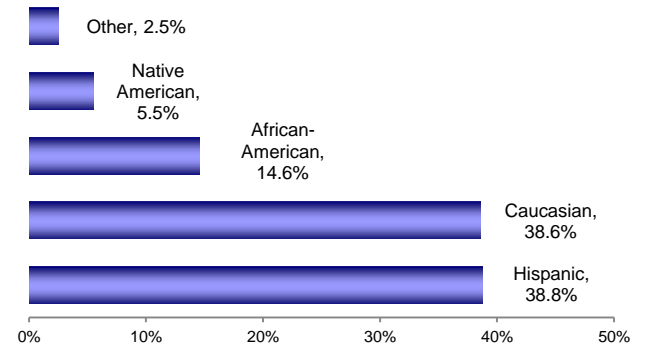
**CITIZENSHIP / GENDER DISTRIBUTION**

	MALE	FEMALE	TOTAL	%
US Citizens	33,943	3,996	37,939	92.5%
Crim Aliens	2,944	122	3,066	7.5%
<b>TOTAL</b>	<b>36,887</b>	<b>4,118</b>	<b>41,005</b>	<b>100.0%</b>
<b>%</b>	<b>90.0%</b>	<b>10.0%</b>		<b>100.0%</b>

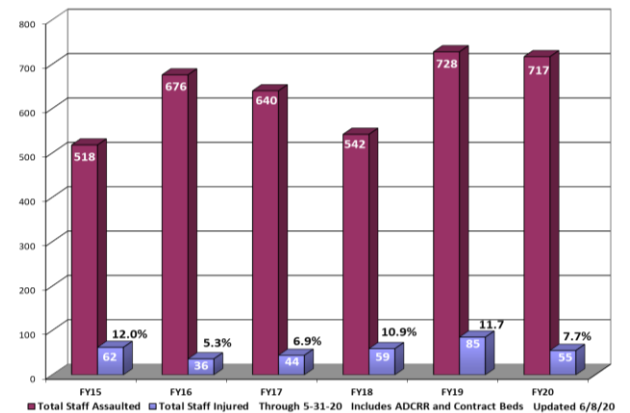
**AGE DISTRIBUTION**



**ETHNIC DISTRIBUTION**



**TOTAL STAFF ASSAULTED - WITH INJURY**



<b>ADC CONSTITUENT CONTACTS</b>	3,341
<b>ADC PERSONNEL ON MILITARY LEAVE</b>	99
<b>ADC PERSONNEL ON MILITARY STANDBY</b>	51