

DECEMBER 2020

INMATE PROGRAMS

ADCRR assesses the recidivism risk and programming needs of each inmate during intake. Assessment results, along with sentence structure, are used to prioritize inmate programmatic goals and placement. *These figures represent a snapshot in time and do not include inmates who have already completed the programs.*

Program Enrollment	Sub-Total	TOTAL
ADCRR Education		4,664
Functional Literacy	2,398	
High School Equivalency	1,850	
Special Education	74	
Career & Technical Education	342	
Addiction Treatment *		713
Sex Offender Treatment		201
Self-Improvement		2,018
Work Programs		19,982
Arizona Correctional Industries		
· Labor Contracts	1,139	
· Owned & Operated	632	
Intergovernmental Agreements	548	
Work Incentive Pay Program	17,663	
Total Program Enrollments **		27,578

* Seventy-eight percent of inmates assessed at intake have significant substance abuse histories.

** Inmates may be enrolled in more than one program.

INMATE CONTRIBUTIONS / REPARATIONS

AZ COMMUNITY LABOR	This Month	FY YTD
Fire Crew Hours	-	16,386
Public Sector Work Crew Hours	-	11,483
ADOT Crews Hours	340	2,884

AZ CRIME VICTIMS

Court Ordered Restitution Collected	\$217,523	\$1,069,274
Victims' Compensation Collected	\$2,744	\$14,600
Victim Notifications of Release	214	1,451

INMATE HEALTH SERVICES

Hospital Admissions.....		185
Inmates With: HIV...306	Active TB...0	Hepatitis C...7,044
Inmates Requiring Ongoing Mental Health Services.....		10,492

INMATE CONDUCT / INMATE GRIEVANCES

Inmate / Inmate Assaults.....	15	Inmate Grievances.....	268
Inmate / Staff Assaults.....	45		

DECEMBER 2020

INMATE COMMITMENT OFFENSES

OFFENSE	US Citizens	Crim. Aliens	TOTAL	%
Arson	125	4	129	0.3%
Assault	4,937	217	5,154	13.7%
Auto Theft	1,828	30	1,858	4.9%
Burglary/Criminal Trespass	2,246	46	2,292	6.1%
Child/Adult Abuse	266	11	277	0.7%
Child Molestation	1,293	284	1,577	4.2%
Criminal Damage	134	5	139	0.4%
Domestic Violence	144	2	146	0.4%
Drug Possession (All)	2,684	55	2,739	7.3%
<i>Marijuana Only</i>	86	5	91	0.2%
Drug Sales/Trafficking	3,696	664	4,360	11.6%
DUI	1,041	91	1,132	3.0%
Escape	131	2	133	0.4%
Forgery	288	2	290	0.8%
Fraud	223	5	228	0.6%
Identity Theft	340	5	345	0.9%
Kidnapping	1,067	194	1,261	3.3%
Manslaughter/Neg. Homicide	665	82	747	2.0%
Murder	2,885	374	3,259	8.6%
Other	1,558	81	1,639	4.3%
Rape/Sexual Assault	484	63	547	1.4%
Robbery	3,288	143	3,431	9.1%
Sex Offense	2,657	309	2,966	7.9%
Theft	736	8	744	2.0%
Trafficking in Stolen Property	519	5	524	1.4%
Weapons Offense	1,676	47	1,723	4.6%
TOTAL	34,997	2,734	37,731	100.0%
%	92.8%	7.2%	100.0%	

INMATE CRIMINAL HISTORY

	US Citizens	Crim. Aliens	TOTAL	%
Violent Offenders *	23,605	1,824	25,429	67.4%
· <i>Current</i>	19,297	1,762	21,059	55.8%
· <i>Historical</i>	4,308	62	4,370	11.6%
Non-Violent Offenders	11,392	910	12,302	32.6%
TOTAL	34,997	2,734	37,731	100.0%

* Total Violent Offenders; includes offenders of a non-violent statute who have used a weapon or caused an injury

	US Citizens	Crim. Aliens	TOTAL	%
Prior ADCRR Prison Term	18,742	407	19,149	50.8%
First ADCRR Prison Term	16,255	2,327	18,582	49.2%
TOTAL	34,997	2,734	37,731	100.0%

The Arizona Department of Corrections Rehabilitation and Reentry

David Shinn, Director

CORRECTIONS AT A GLANCE



DECEMBER 2020

This report contains preliminary statistics as of the end of the month. Changes/updates will be posted on the ADCRR website. Please refer to the online reports for the most current data.

For further information, contact:
 Arizona Department of Corrections
 Rehabilitation and Reentry
 1601 West Jefferson Street
 Phoenix, Arizona 85007
 602-542-5497

<https://corrections.az.gov/>

This document is available in alternative formats by contacting Central Office Public Access at: 602-542-5886

ADCRR CENSUS

*OP CAP: Operating Capacity Beds = Rated Beds + Temporary Beds

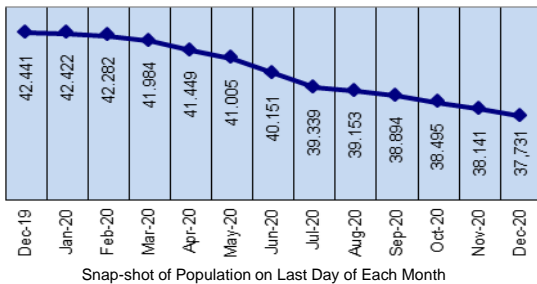
FACILITY	RATED	TEMP	OP CAP*	POP
MALE - STATE				
ASPC-Douglas	1,805	343	2,148	1,862
ASPC-Eyman	3,984	1,793	5,777	5,350
ASPC-Florence	3,284	697	3,981	2,740
ASPC-Phoenix	552	168	720	529
ASPC-Lewis	5,093	870	5,963	4,534
ASPC-Safford	1,453	416	1,869	1,389
ASPC-Tucson	4,600	509	5,109	4,863
ASPC-Winslow	1,626	216	1,842	1,243
ASPC-Yuma	4,350	420	4,770	4,381
STATE TOTAL	26,747	5,432	32,179	26,891
PRIVATE TOTAL	7,900	662	8,562	7,185
MALE - TOTAL	34,647	6,094	40,741	34,076
FEMALE - STATE				
ASPC-Douglas	100	0	100	82
ASPC-Lewis	11	0	11	2
ASPC-Perryville	4,214	141	4,355	3,571
FEMALE - TOTAL	4,325	141	4,466	3,655
PRISON TOTAL	38,972	6,235	45,207	37,731
COMMUNITY SUPERVISION OFFENDERS				5,115
ADCRR TOTAL				42,846

INMATE BED CAPACITY & POPULATION DETAIL

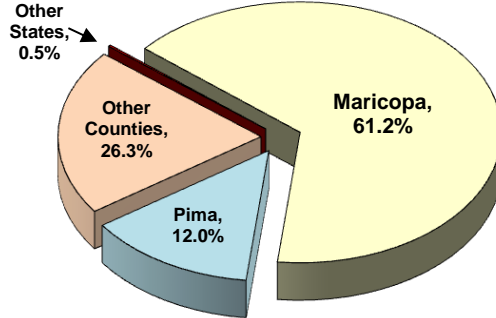
CATEGORY	MALE	FEMALE	TOTAL
Operating Capacity Beds	40,741	4,466	45,207
Inmate Population	34,076	3,655	37,731
Bed Surplus / (Deficit)	6,665	811	7,476
Month's Admissions	806	153	959
Month's Releases	1,162	207	1,369
Month's Growth	(356)	(54)	(410)

(*Releasees Served an Average of 33 months)

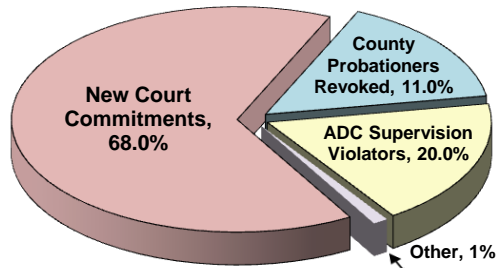
MONTHLY POPULATION CHANGE



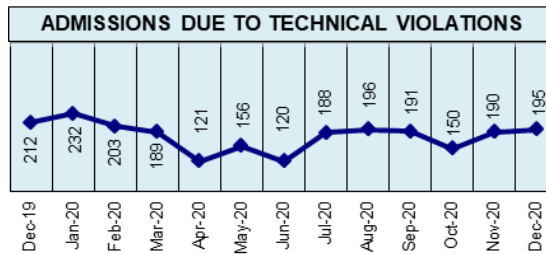
COMMITTED POPULATION BY COUNTY OF CONVICTION



ADCRR HAS ADMITTED 5,496 INMATES FY 2021 YEAR TO DATE



ADCRR HAS RELEASED 7,916 INMATES FY 2021 YEAR TO DATE



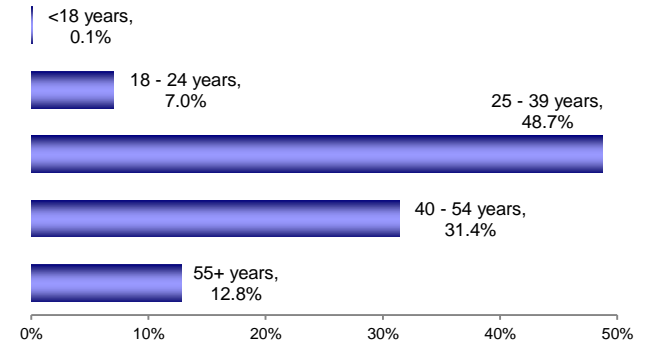
SPECIAL POPULATION GROUPS

SENTENCE TYPE	MALE	FEMALE	TOTAL
Death Row	113	3	116
Minors	34	2	36
Veterans	2,040	20	2,060

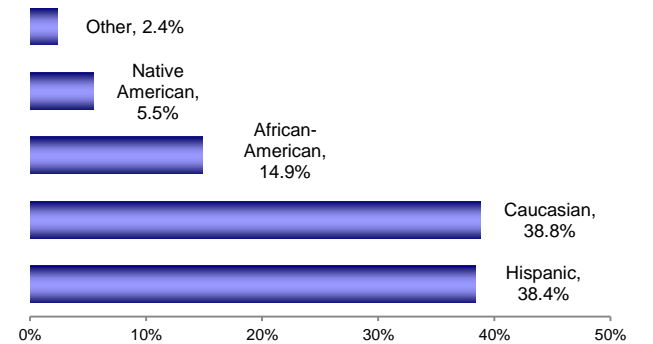
CITIZENSHIP / GENDER DISTRIBUTION

	MALE	FEMALE	TOTAL	%
US Citizens	31,443	3,554	34,997	92.8%
Crim Aliens	2,633	101	2,734	7.2%
TOTAL	34,076	3,655	37,731	100.0%
%	90.3%	9.7%		100.0%

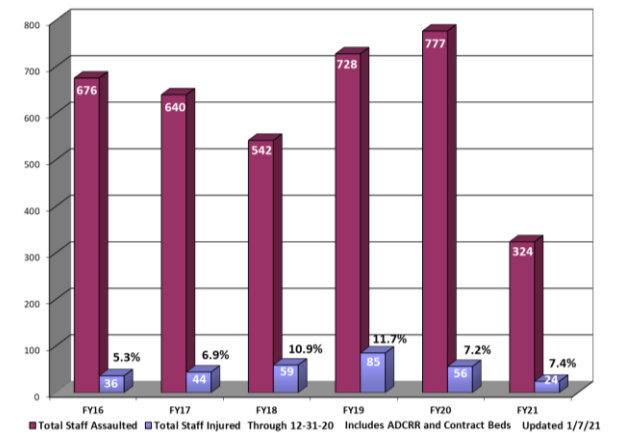
AGE DISTRIBUTION



ETHNIC DISTRIBUTION



TOTAL STAFF ASSAULTED - WITH INJURY



ADCRR CONSTITUENT CONTACTS	1,499
ADCRR PERSONNEL ON MILITARY LEAVE	88
ADCRR PERSONNEL ON MILITARY STANDBY	55