

**INMATE PROGRAMS**

ADCRR assesses the recidivism risk and programming needs of each inmate during intake. Assessment results, along with sentence structure, are used to prioritize inmate programmatic goals and placement. *These figures represent a snapshot in time and do not include inmates who have already completed the programs.*

Program Enrollment	Sub-Total	TOTAL
ADC Education		<b>6,142</b>
Functional Literacy	2,851	
High School Equivalency	2,378	
Special Education	113	
Career & Technical Education	800	
Addiction Treatment *		<b>912</b>
Sex Offender Treatment		<b>224</b>
Self-Improvement		<b>2,443</b>
Work Programs		<b>19,106</b>
Arizona Correctional Industries		
· Labor Contracts	544	
· Owned & Operated	652	
Intergovernmental Agreements	907	
Work Incentive Pay Program	17,003	
<b>Total Program Enrollments **</b>		<b>28,827</b>

\* Seventy-eight percent of inmates assessed at intake have significant substance abuse histories.

\*\* Inmates may be enrolled in more than one program.

**INMATE CONTRIBUTIONS / REPARATIONS**

AZ COMMUNITY LABOR	This Month	FY YTD
Fire Crew Hours	860	245,675
Public Sector Work Crew Hours	12,804	1,387,850
ADOT Crews Hours	1,999	154,801

**AZ CRIME VICTIMS**

Court Ordered Restitution Collected	\$179,152	\$1,453,035
Victims' Compensation Collected	\$2,900	\$74,275
Victim Notifications of Release	176	2,521

**INMATE HEALTH SERVICES**

Hospital Admissions.....	142
Inmates With: HIV...308 Active TB...0 Hepatitis C...7,108	
Inmates Requiring Ongoing Mental Health Services.....	11,572

**INMATE CONDUCT / INMATE GRIEVANCES**

Inmate / Inmate Assaults.....28	Inmate Grievances.....367
Inmate / Staff Assaults.....44	

**INMATE COMMITMENT OFFENSES**

OFFENSE	US Citizens	Crim. Aliens	TOTAL	%
Arson	138	5	143	0.3%
Assault	5,309	253	5,562	13.4%
Auto Theft	1,933	32	1,965	4.7%
Burglary/Criminal Trespass	2,523	57	2,580	6.2%
Child/Adult Abuse	294	16	310	0.7%
Child Molestation	1,337	294	1,631	3.9%
Criminal Damage	155	5	160	0.4%
Domestic Violence	174	2	176	0.4%
Drug Possession (All)	3,594	100	3,694	8.9%
<i>Marijuana Only</i>	140	3	143	0.3%
Drug Sales/Trafficking	3,925	791	4,716	11.4%
DUI	1,340	105	1,445	3.5%
Escape	152	4	156	0.4%
Forgery	340	3	343	0.8%
Fraud	231	5	236	0.6%
Identity Theft	391	8	399	1.0%
Kidnapping	1,090	205	1,295	3.1%
Manslaughter/Neg. Homicide	681	88	769	1.9%
Murder	2,873	387	3,260	7.9%
Other	1,682	100	1,782	4.3%
Rape/Sexual Assault	487	72	559	1.3%
Robbery	3,464	165	3,629	8.8%
Sex Offense	2,728	323	3,051	7.4%
Theft	911	12	923	2.2%
Trafficking in Stolen Property	587	6	593	1.4%
Weapons Offense	1,875	54	1,929	4.7%
<b>TOTAL</b>	<b>38,354</b>	<b>3,095</b>	<b>41,449</b>	<b>100.0%</b>
<b>%</b>	<b>92.5%</b>	<b>7.5%</b>	<b>100.0%</b>	

**INMATE CRIMINAL HISTORY**

	US Citizens	Crim. Aliens	TOTAL	%
Violent Offenders *	24,971	1,966	26,937	65.0%
· <i>Current</i>	20,095	1,887	21,982	53.0%
· <i>Historical</i>	4,876	79	4,955	12.0%
Non-Violent Offenders	13,383	1,129	14,512	35.0%
<b>TOTAL</b>	<b>38,354</b>	<b>3,095</b>	<b>41,449</b>	<b>100.0%</b>

\* Total Violent Offenders; includes offenders of a non-violent statute who have used a weapon or caused an injury

	US Citizens	Crim. Aliens	TOTAL	%
Prior ADC Prison Term	20,418	457	20,875	50.4%
First ADC Prison Term	17,936	2,638	20,574	49.6%
<b>TOTAL</b>	<b>38,354</b>	<b>3,095</b>	<b>41,449</b>	<b>100.0%</b>

**The Arizona Department of Corrections Rehabilitation and Reentry**

**David Shinn, Director**

**CORRECTIONS AT A GLANCE**



**APRIL 2020**

This report contains preliminary statistics as of the end of the month. Changes/updates will be posted on the ADC website. Please refer to the online reports for the most current data.

**For further information, contact:**  
 Arizona Department of Corrections  
 Rehabilitation and Reentry  
 1601 West Jefferson Street  
 Phoenix, Arizona 85007  
 602-542-5497  
<https://corrections.az.gov/>

This document is available in alternative formats by contacting Central Office Public Access at: 602-542-5886

**ADC CENSUS**

\*OP CAP: Operating Capacity Beds = Rated Beds + Temporary Beds

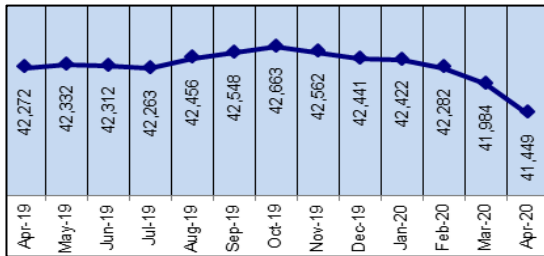
FACILITY	RATED	TEMP	OP CAP*	POP
<b>MALE - STATE</b>				
ASPC-Douglas	1,805	343	2,148	2,024
ASPC-Eyman	3,984	1,793	5,777	5,631
ASPC-Florence	3,284	697	3,981	3,574
ASPC-Phoenix	552	168	720	787
ASPC-Lewis	5,104	870	5,974	4,570
ASPC-Safford	1,453	416	1,869	1,619
ASPC-Tucson	4,575	493	5,068	4,896
ASPC-Winslow	1,626	216	1,842	1,330
ASPC-Yuma	4,350	420	4,770	4,897
<b>STATE TOTAL</b>	<b>26,733</b>	<b>5,416</b>	<b>32,149</b>	<b>29,328</b>
<b>PRIVATE TOTAL</b>	<b>7,900</b>	<b>662</b>	<b>8,562</b>	<b>7,917</b>
<b>MALE - TOTAL</b>	<b>34,633</b>	<b>6,078</b>	<b>40,711</b>	<b>37,245</b>
<b>FEMALE - STATE</b>				
ASPC-Douglas	50	0	50	100
ASPC-Perryville	4,214	141	4,355	4,102
ASPC-Tucson	25	0	25	2
<b>FEMALE - TOTAL</b>	<b>4,289</b>	<b>141</b>	<b>4,430</b>	<b>4,204</b>
<b>PRISON TOTAL</b>	<b>38,922</b>	<b>6,219</b>	<b>45,141</b>	<b>41,449</b>
<b>COMMUNITY SUPERVISION OFFENDERS</b>				<b>5,340</b>
<b>ADC TOTAL</b>				<b>46,789</b>

**INMATE BED CAPACITY & POPULATION DETAIL**

CATEGORY	MALE	FEMALE	TOTAL
Operating Capacity Beds	40,691	4,450	45,141
Inmate Population	37,232	4,217	41,449
Bed Surplus / (Deficit)	3,459	233	3,692
Month's Admissions	775	163	938
Month's Releases	1,223	250	1,473
Month's Growth	(448)	(87)	(535)

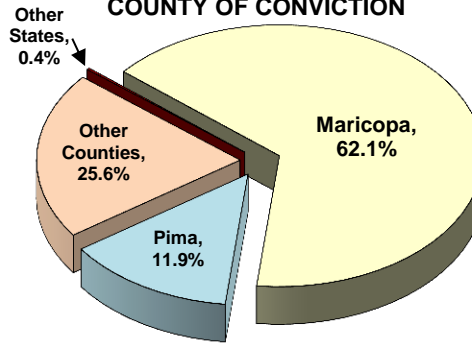
(°Releasees Served an Average of 26 months)

**MONTHLY POPULATION CHANGE**




Snap-shot of Population on Last Day of Each Month

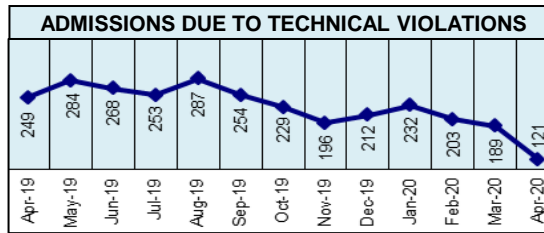
**COMMITTED POPULATION BY COUNTY OF CONVICTION**



**ADCRR HAS ADMITTED 13,847 INMATES FY 2020 YEAR TO DATE**



**ADCRR HAS RELEASED 14,699 INMATES FY 2020 YEAR TO DATE**



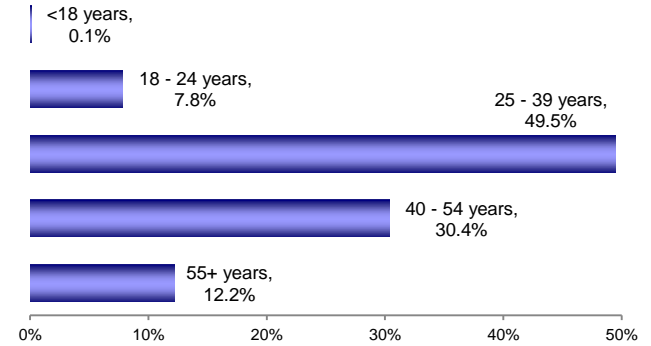
**SPECIAL POPULATION GROUPS**

SENTENCE TYPE	MALE	FEMALE	TOTAL
Death Row	113	3	116
Minors	50	2	52
Veterans	2,311	22	2,333

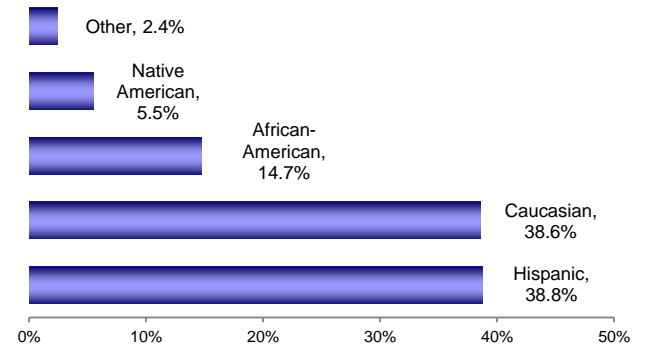
**CITIZENSHIP / GENDER DISTRIBUTION**

	MALE	FEMALE	TOTAL	%
US Citizens	34,263	4,091	38,354	92.5%
Crim Aliens	2,969	126	3,095	7.5%
<b>TOTAL</b>	<b>37,232</b>	<b>4,217</b>	<b>41,449</b>	<b>100.0%</b>
<b>%</b>	<b>89.8%</b>	<b>10.2%</b>		<b>100.0%</b>

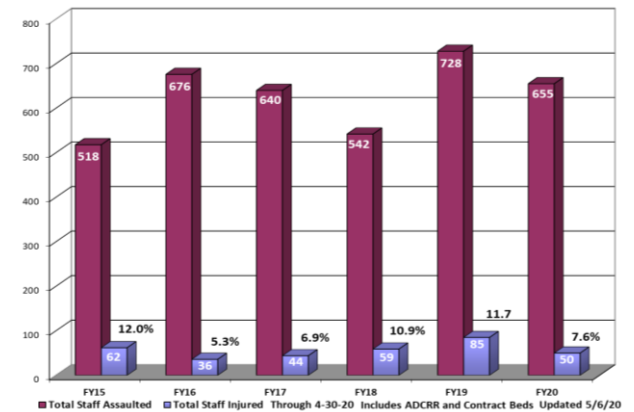
**AGE DISTRIBUTION**



**ETHNIC DISTRIBUTION**



**TOTAL STAFF ASSAULTED - WITH INJURY**



<b>ADC CONSTITUENT CONTACTS</b>	3,082
<b>ADC PERSONNEL ON MILITARY LEAVE</b>	97
<b>ADC PERSONNEL ON MILITARY STANDBY</b>	51