



ARIZONA DEPARTMENT OF CORRECTIONS, REHABILITATION AND REENTRY

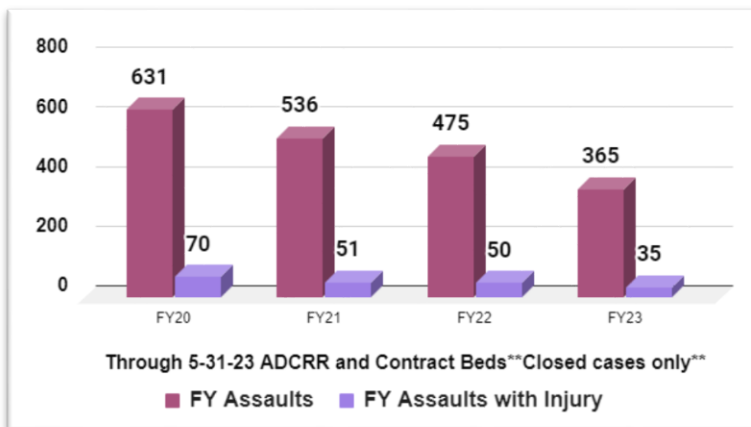
Inmate Assault, Self-Harm, & Mortality Data

FY 2023 as of 5/31/2023

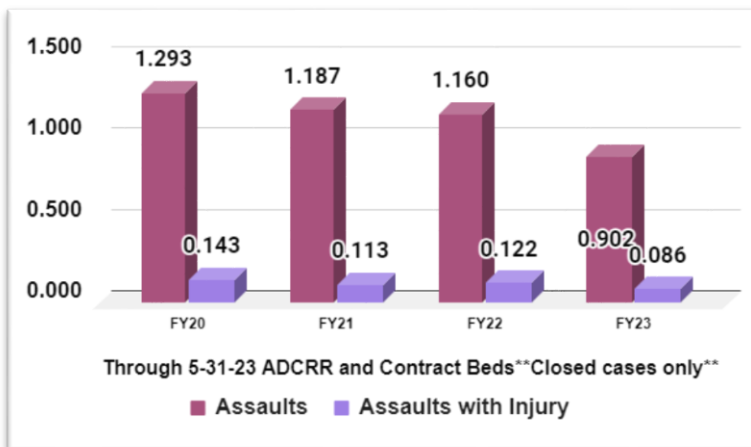
TOTAL STAFF ASSAULTED – WITH INJURY				
Case Type	FY20	FY21	FY22	*FY23
Closed Cases	631	537	446	365
Pending Decision	0	0	21	29
Totals	631	537	467	394

*FY 2023 as of 5/31/2023

TOTAL STAFF ASSAULTED



TOTAL STAFF ASSAULTED PER 1000 INMATES



*FY 2023 as of 5/31/2023

Contract Beds represent the lowest custody level (minimum) and two medium security units.

INMATE ON STAFF ASSAULTS CASE SUBMISSION AND DISPOSITION

FISCAL YEAR	FY20		FY21		FY22		*FY23		TOTAL	TOTAL PERCENT
Submitted for Prosecution	93		61		90		67		311	
Convictions	63	67.7%	45	73.8%	41	45.6%	1	1.5%	150	48.2%
Indicted - Pending Disposition	14	15.1%	6	9.8%	26	28.9%	21	31.3%	67	21.5%
Declined/Dismissed	16	17.2%	8	13.1%	9	10.0%	4	6.0%	37	11.9%
Pending CA Decision	0	0.0%	2	3.3%	14	15.6%	41	61.2%	57	18.3%
TOTAL	93	100.0%	61	100.0%	90	100.0%	67	100.0%	311	100.0%

*FY 2023 as of 5/31/2023

Includes ADCRR and Contract Beds

CA – County Attorney

Of the 150 convictions since FY 2020, 89 (59.4%) resulted in sentences to be served consecutively; and 41 (27.3%) resulted in sentences to be served concurrently; and 20 (13.3%) convictions not yet sentenced.

INMATE DISCIPLINARY ACTIONS RESULTING FROM STAFF ASSAULT

Fiscal Year	Disciplinary	Serious Incident Report (SIR)	Disciplinary per SIR
FY20	631	777	0.81
FY21	537	589	0.91
FY22	446	514	0.87
*FY23	365	459	0.80
	1,979	2,339	

*FY 2023 as of 5/31/2023; does not include cases that are pending

Includes ADCRR and Contract Beds

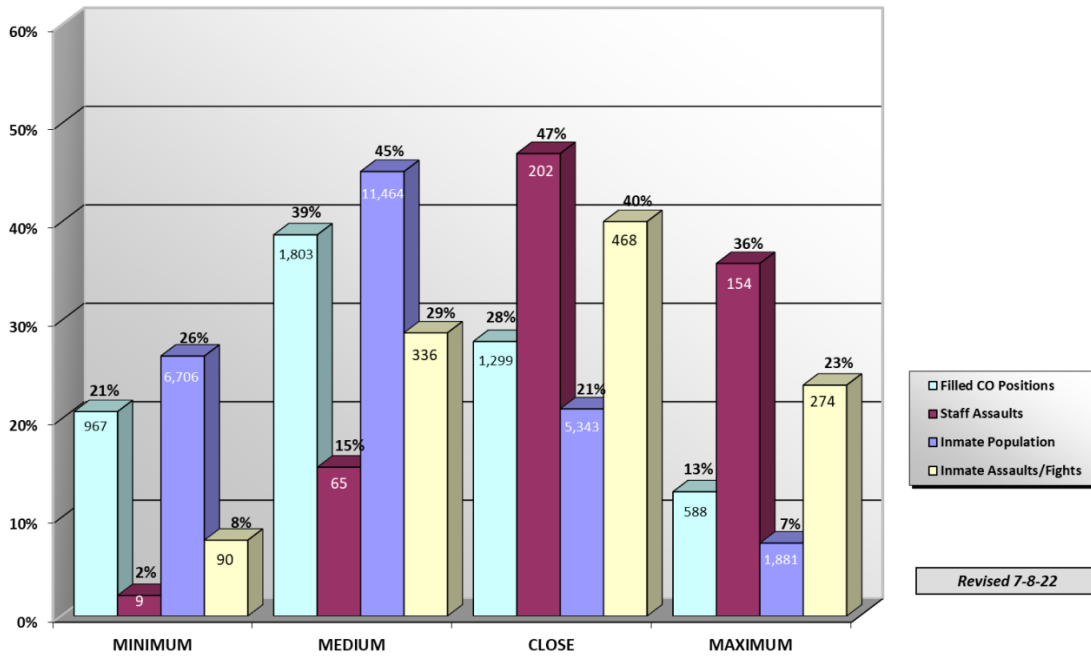
INMATE ON INMATE ASSAULTS AND FIGHTS

	FY20	FY21	FY22	FY23*
ADCRR	1,884	1,353	1,168	1,110
**Contract Beds	200	127	112	171
Totals	2,084	1,480	1,280	1,281

*FY 2023 as of 5/31/2023

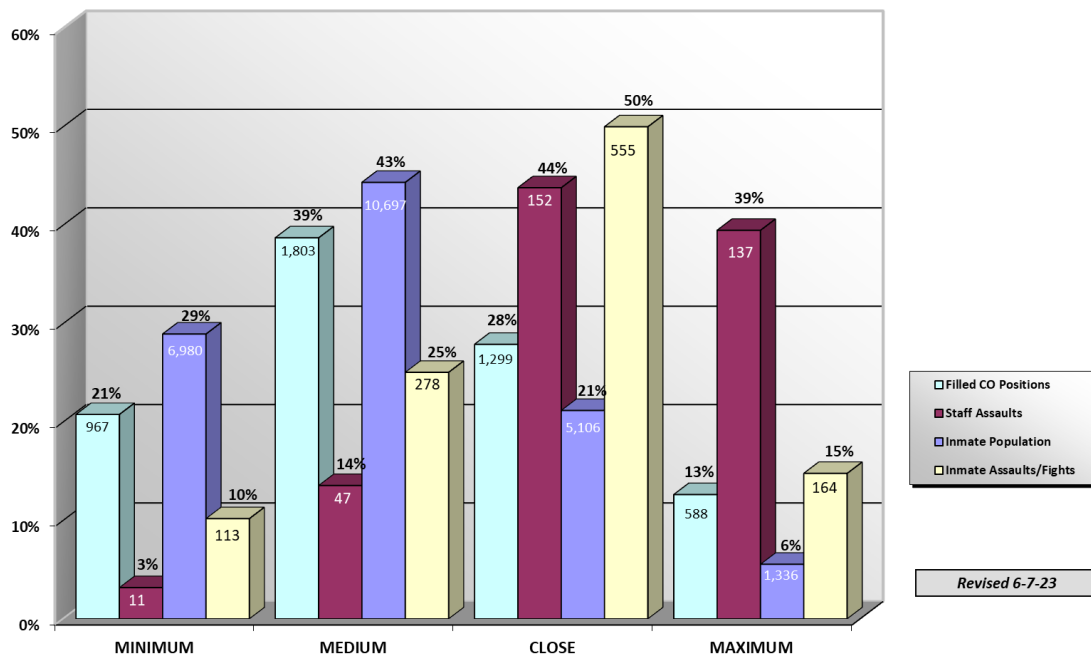
**Contract Beds represent the lowest custody level (minimum) and two medium security units.

Population and Assault-Fight Comparison FY 2022



"Filled CO Positions" refers to ADCRR staff only; this graph excludes Contract Beds.
*Total reported before discipline process is completed.

Population and Assault-Fight Comparison FY 2023 (Through 5-31-23)



"Filled CO Positions" refers to ADCRR staff only; this graph excludes Contract Beds.
*Total reported before discipline process is completed.

INMATE SELF-INJURIOUS BEHAVIOR AND SUICIDE ATTEMPTS

Because not all acts of inmate self-harm are suicide attempts, the Arizona Department of Corrections, Rehabilitation and Reentry (ADCRR) has adopted a new method of counting acts of inmate self-harm as of July 2018. This would include any level of lethality (superficial, moderate, serious, etc.) Based on a review by medical/mental health staff, these incidents will now be categorized as one of the following, based on the definitions below:

- Self-Injurious Behavior - Any act of self-harm without the intention to end one's life.
- Suicide Attempt - Any act of self-harm with the intention to end one's life.

This distinction will allow ADCRR to better understand these incidents and continue to refine prevention techniques. The table below displays the new content and format for this information moving forward.

	Self-Injurious Behavior						Suicide Attempt						Unknown	Suicide	TOTALS
	C	O/I	B	H/S	M	Total	C	O/I	B	H/S	M	Total			
FY20	1257	313	668	148	13	2399	20	25	9	34	3	91	0	6	2496
FY21	850	239	484	98	13	1684	15	6	2	29	0	52	0	10	1746
FY22	679	207	367	67	13	1333	18	12	0	40	1	71	0	10	1414
FY23*															
Jul-22	68	37	44	5	0	154	2	5	0	4	0	11	0	1	166
Aug-22	86	26	40	6	0	158	3	0	0	2	0	5	0	0	163
Sep-22	40	16	29	10	0	95	0	2	0	1	0	3	0	1	99
Oct-22	68	18	32	14	0	132	0	0	0	3	0	3	0	0	135
Nov-22	46	24	46	5	0	121	1	3	0	2	0	6	0	0	127
Dec-22	35	14	22	11	0	82	0	0	0	0	0	0	0	1	83
Jan-23	68	16	27	6	0	117	1	1	0	0	0	2	0	1	120
Feb-23	48	11	22	6	0	87	0	0	0	2	0	2	0	0	89
Mar-23	66	30	26	9	0	131	1	0	0	0	0	1	0	0	132
Apr-23	85	42	34	7	0	168	1	0	0	0	0	1	0	0	169
May-23	66	62	45	7	0	180	0	0	0	0	0	0	0	1	181
TOTALS	676	296	367	86	0	1425	9	11	0	14	0	34	0	5	1464

*FY 2023 Data collected as of 5/31/2023

Includes ADCRR and Contract Beds

C - Cutting/Burning/Biting: Inflicting cuts, burns, or bites to the skin surface.

O/I - Overdose/Ingestion/Insertion: Ingesting, inserting of substances (drugs/medications/non-edible items, etc.) or foreign bodies.

B - Blunt Force: Hitting self, head banging, kicking, jumping, etc.

H/S - Hanging/Strangulation: Restricting/blocking, or limiting the breathing function/ability.

M - Miscellaneous: Other methods not otherwise captured in the above definitions.

INMATE DEATHS BY YEAR AND CAUSE

TYPE	FY 20	FY 21	FY 22	FY 23*	Total
Natural Causes	128	134	118	96	476
Suicide	6	10	10	5	31
Accidental	8	7	19	15	49
Homicide	3	2	1	3	9
TOTAL	145	153	148	119	565
ADP	42,105	37,780	34,324	**34,148	

*FY 2023 as of 5/31/2023

Includes ADCRR and Contract Beds

**Actual inmate population as of 5/31/2023 ADP – Average Daily Population (for Fiscal Year)

Cause of death figures are subject to change based on official medical examiner reports, which may be issued in a subsequent month.