

SEPTEMBER 2020

INMATE PROGRAMS

ADCRR assesses the recidivism risk and programming needs of each inmate during intake. Assessment results, along with sentence structure, are used to prioritize inmate programmatic goals and placement. *These figures represent a snapshot in time and do not include inmates who have already completed the programs.*

Program Enrollment	Sub-Total	TOTAL
ADCRR Education		4,588
Functional Literacy	1,780	
High School Equivalency	2,276	
Special Education	84	
Career & Technical Education	448	
Addiction Treatment *		830
Sex Offender Treatment		85
Self-Improvement		2,350
Work Programs		23,529
Arizona Correctional Industries		
· Labor Contracts	1,815	
· Owned & Operated	809	
Intergovernmental Agreements	627	
Work Incentive Pay Program	20,278	
Total Program Enrollments **		31,382

* Seventy-eight percent of inmates assessed at intake have significant substance abuse histories.

** Inmates may be enrolled in more than one program.

INMATE CONTRIBUTIONS / REPARATIONS

AZ COMMUNITY LABOR	This Month	FY YTD
Fire Crew Hours	-	16,282
Public Sector Work Crew Hours	792	792
ADOT Crews Hours	522	1,518

AZ CRIME VICTIMS

Court Ordered Restitution Collected	\$154,323	\$494,687
Victims' Compensation Collected	\$2,289	\$4,336
Victim Notifications of Release	294	775

INMATE HEALTH SERVICES

Hospital Admissions.....	171
Inmates With: HIV...290 Active TB...0 Hepatitis C...7,237	
Inmates Requiring Ongoing Mental Health Services.....	10,839

INMATE CONDUCT / INMATE GRIEVANCES

Inmate / Inmate Assaults.....23	Inmate Grievances.....322
Inmate / Staff Assaults.....40	

SEPTEMBER 2020

INMATE COMMITMENT OFFENSES

OFFENSE	US Citizens	Crim. Aliens	TOTAL	%
Arson	127	4	131	0.3%
Assault	5,069	220	5,289	13.6%
Auto Theft	1,857	31	1,888	4.9%
Burglary/Criminal Trespass	2,354	45	2,399	6.2%
Child/Adult Abuse	273	14	287	0.7%
Child Molestation	1,302	292	1,594	4.1%
Criminal Damage	129	5	134	0.3%
Domestic Violence	155	1	156	0.4%
Drug Possession (All)	3,023	64	3,087	7.9%
<i>Marijuana Only</i>	100	4	104	0.3%
Drug Sales/Trafficking	3,737	725	4,462	11.5%
DUI	1,111	95	1,206	3.1%
Escape	141	2	143	0.4%
Forgery	311	2	313	0.8%
Fraud	224	5	229	0.6%
Identity Theft	369	5	374	1.0%
Kidnapping	1,057	199	1,256	3.2%
Manslaughter/Neg. Homicide	668	85	753	1.9%
Murder	2,879	374	3,253	8.4%
Other	1,587	85	1,672	4.3%
Rape/Sexual Assault	488	68	556	1.4%
Robbery	3,338	153	3,491	9.0%
Sex Offense	2,683	314	2,997	7.7%
Theft	812	7	819	2.1%
Trafficking in Stolen Property	528	5	533	1.4%
Weapons Offense	1,719	49	1,768	4.5%
TOTAL	36,041	2,853	38,894	100.0%
%	92.7%	7.3%	100.0%	

INMATE CRIMINAL HISTORY

	US Citizens	Crim. Aliens	TOTAL	%
Violent Offenders *	23,982	1,870	25,852	66.5%
· <i>Current</i>	16,538	1,053	17,591	45.2%
· <i>Historical</i>	7,444	817	8,261	21.2%
Non-Violent Offenders	12,059	983	13,042	33.5%
TOTAL	36,041	2,853	38,894	100.0%

* Total Violent Offenders; includes offenders of a non-violent statute who have used a weapon or caused an injury

	US Citizens	Crim. Aliens	TOTAL	%
Prior ADCRR Prison Term	19,272	425	19,697	50.6%
First ADCRR Prison Term	16,769	2,428	19,197	49.4%
TOTAL	36,041	2,853	38,894	100.0%

The Arizona Department of Corrections Rehabilitation and Reentry

David Shinn, Director

CORRECTIONS AT A GLANCE



SEPTEMBER 2020

This report contains preliminary statistics as of the end of the month. Changes/updates will be posted on the ADCRR website. Please refer to the online reports for the most current data.

For further information, contact:
 Arizona Department of Corrections
 Rehabilitation and Reentry
 1601 West Jefferson Street
 Phoenix, Arizona 85007
 602-542-5497

<https://corrections.az.gov/>

This document is available in alternative formats by contacting Central Office Public Access at: 602-542-5886

ADCRR CENSUS

*OP CAP: Operating Capacity Beds = Rated Beds + Temporary Beds

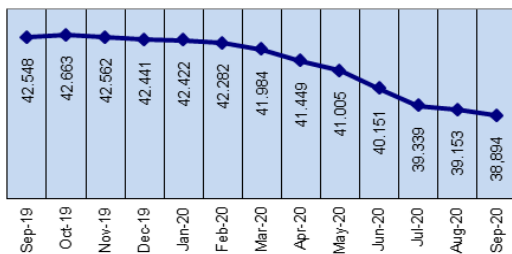
FACILITY	RATED	TEMP	OP CAP*	POP
MALE - STATE				
ASPC-Douglas	1,805	343	2,148	1,917
ASPC-Eyman	3,984	1,793	5,777	5,455
ASPC-Florence	3,284	697	3,981	2,763
ASPC-Phoenix	552	168	720	521
ASPC-Lewis	5,093	870	5,963	4,395
ASPC-Safford	1,453	416	1,869	1,596
ASPC-Tucson	4,600	509	5,109	4,855
ASPC-Winslow	1,626	216	1,842	1,346
ASPC-Yuma	4,350	420	4,770	4,657
STATE TOTAL	26,747	5,432	32,179	27,505
PRIVATE TOTAL	7,900	662	8,562	7,520
MALE - TOTAL	34,647	6,094	40,741	35,025
FEMALE - STATE				
ASPC-Douglas	100	0	100	98
ASPC-Lewis	11	0	11	4
ASPC-Perryville	4,214	141	4,355	3,767
FEMALE - TOTAL	4,325	141	4,466	3,869
PRISON TOTAL	38,972	6,235	45,207	38,894
COMMUNITY SUPERVISION OFFENDERS				5,037
ADCRR TOTAL				43,931

INMATE BED CAPACITY & POPULATION DETAIL

CATEGORY	MALE	FEMALE	TOTAL
Operating Capacity Beds	40,741	4,466	45,207
Inmate Population	35,025	3,869	38,894
Bed Surplus / (Deficit)	5,716	597	6,313
Month's Admissions	828	168	996
Month's Releases	1,082	173	1,255
Month's Growth	(254)	(5)	(259)

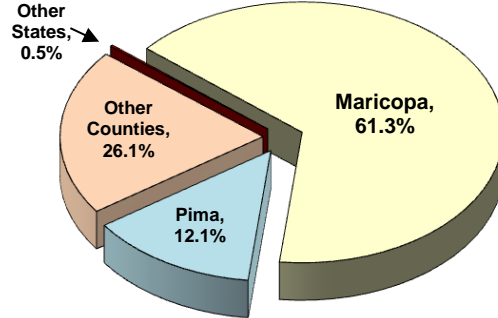
(*Releasees Served an Average of 32 months)

MONTHLY POPULATION CHANGE

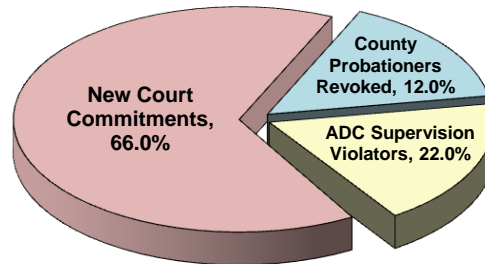


Snap-shot of Population on Last Day of Each Month

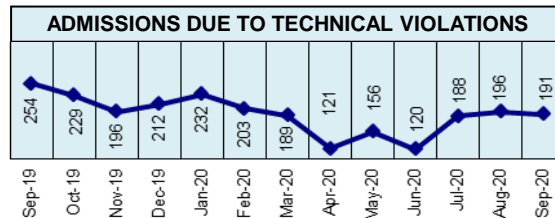
COMMITTED POPULATION BY COUNTY OF CONVICTION



ADCRR HAS ADMITTED 2,670 INMATES FY 2021 YEAR TO DATE



ADCRR HAS RELEASED 3,927 INMATES FY 2021 YEAR TO DATE



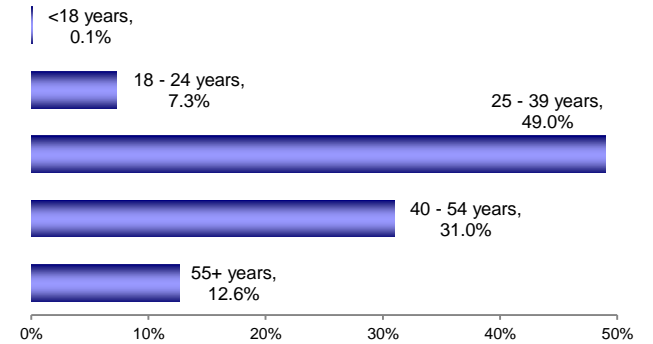
SPECIAL POPULATION GROUPS

SENTENCE TYPE	MALE	FEMALE	TOTAL
Death Row	113	3	116
Minors	40	4	44
Veterans	2,110	21	2,131

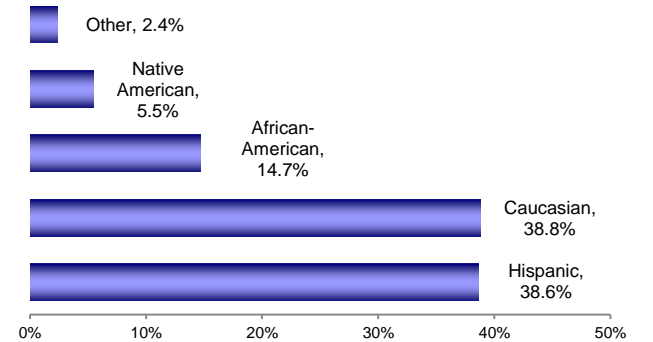
CITIZENSHIP / GENDER DISTRIBUTION

	MALE	FEMALE	TOTAL	%
US Citizens	32,282	3,759	36,041	92.7%
Crim Aliens	2,743	110	2,853	7.3%
TOTAL	35,025	3,869	38,894	100.0%
%	90.1%	9.9%		100.0%

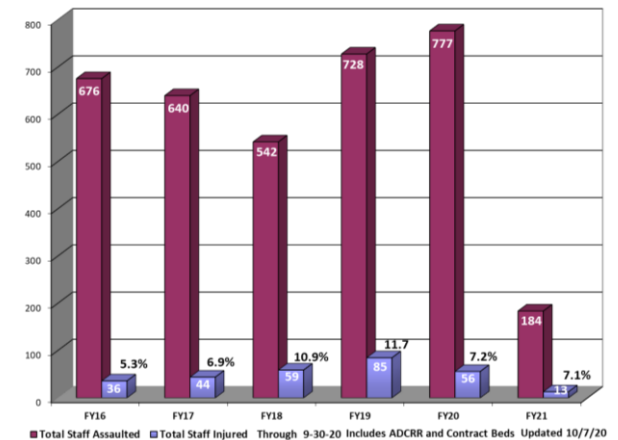
AGE DISTRIBUTION



ETHNIC DISTRIBUTION



TOTAL STAFF ASSAULTED - WITH INJURY



ADCRR CONSTITUENT CONTACTS

1,236

ADCRR PERSONNEL ON MILITARY LEAVE

101

ADCRR PERSONNEL ON MILITARY STANDBY

52