

INMATE PROGRAMS

ADCRR assesses the recidivism risk and programming needs of each inmate during intake. Assessment results, along with sentence structure, are used to prioritize inmate programmatic goals and placement. *These figures represent a snapshot in time and do not include inmates who have already completed the programs.*

Program Enrollment	Sub-Total	TOTAL
ADCRR Education		4,497
Functional Literacy	2,025	
High School Equivalency	1,917	
Special Education	80	
Career & Technical Education	475	
Addiction Treatment *		855
Sex Offender Treatment		200
Self-Improvement		2,270
Work Programs		5,233
Arizona Correctional Industries		
· Labor Contracts	1,815	
· Owned & Operated	809	
Intergovernmental Agreements	740	
Work Incentive Pay Program	1,869	
Total Program Enrollments **		13,055

* Seventy-eight percent of inmates assessed at intake have significant substance abuse histories.

** Inmates may be enrolled in more than one program.

INMATE CONTRIBUTIONS / REPARATIONS

AZ COMMUNITY LABOR	This Month	FY YTD
Fire Crew Hours	-	16,282
Public Sector Work Crew Hours	792	1,584
ADOT Crews Hours	340	1,858

AZ CRIME VICTIMS

Court Ordered Restitution Collected	\$171,671	\$666,358
Victims' Compensation Collected	\$4,663	\$8,999
Victim Notifications of Release	224	999

INMATE HEALTH SERVICES

Hospital Admissions.....	123
Inmates With: HIV...304 Active TB...0 Hepatitis C...7,156	
Inmates Requiring Ongoing Mental Health Services.....	10,708

INMATE CONDUCT / INMATE GRIEVANCES

Inmate / Inmate Assaults.....34	Inmate Grievances.....325
Inmate / Staff Assaults.....42	

INMATE COMMITMENT OFFENSES

OFFENSE	US Citizens	Crim. Aliens	TOTAL	%
Arson	126	4	130	0.3%
Assault	4,997	222	5,219	13.6%
Auto Theft	1,833	31	1,864	4.8%
Burglary/Criminal Trespass	2,342	47	2,389	6.2%
Child/Adult Abuse	271	12	283	0.7%
Child Molestation	1,299	290	1,589	4.1%
Criminal Damage	130	5	135	0.4%
Domestic Violence	153	1	154	0.4%
Drug Possession (All)	2,918	61	2,979	7.7%
<i>Marijuana Only</i>	95	5	100	0.3%
Drug Sales/Trafficking	3,740	702	4,442	11.5%
DUI	1,090	100	1,190	3.1%
Escape	135	2	137	0.4%
Forgery	301	2	303	0.8%
Fraud	223	5	228	0.6%
Identity Theft	358	5	363	0.9%
Kidnapping	1,065	197	1,262	3.3%
Manslaughter/Neg. Homicide	668	85	753	2.0%
Murder	2,885	375	3,260	8.5%
Other	1,571	84	1,655	4.3%
Rape/Sexual Assault	489	65	554	1.4%
Robbery	3,322	151	3,473	9.0%
Sex Offense	2,673	310	2,983	7.7%
Theft	772	8	780	2.0%
Trafficking in Stolen Property	526	5	531	1.4%
Weapons Offense	1,689	50	1,739	4.5%
TOTAL	35,671	2,824	38,495	100.0%
%	92.7%	7.3%	100.0%	

INMATE CRIMINAL HISTORY

	US Citizens	Crim. Aliens	TOTAL	%
Violent Offenders *	23,866	1,855	25,721	66.8%
· <i>Current</i>	16,234	1,035	17,269	44.9%
· <i>Historical</i>	7,632	820	8,452	22.0%
Non-Violent Offenders	11,805	969	12,774	33.2%
TOTAL	35,671	2,824	38,495	100.0%

* Total Violent Offenders; includes offenders of a non-violent statute who have used a weapon or caused an injury

	US Citizens	Crim. Aliens	TOTAL	%
Prior ADCRR Prison Term	19,085	423	19,508	50.7%
First ADCRR Prison Term	16,586	2,401	18,987	49.3%
TOTAL	35,671	2,824	38,495	100.0%

The Arizona Department of Corrections Rehabilitation and Reentry

David Shinn, Director

CORRECTIONS AT A GLANCE



OCTOBER 2020

This report contains preliminary statistics as of the end of the month. Changes/updates will be posted on the ADCRR website. Please refer to the online reports for the most current data.

For further information, contact:
 Arizona Department of Corrections
 Rehabilitation and Reentry
 1601 West Jefferson Street
 Phoenix, Arizona 85007
 602-542-5497

<https://corrections.az.gov/>

This document is available in alternative formats by contacting Central Office Public Access at: 602-542-5886

ADCRR CENSUS

*OP CAP: Operating Capacity Beds = Rated Beds + Temporary Beds

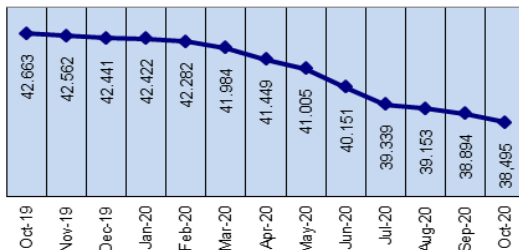
FACILITY	RATED	TEMP	OP CAP*	POP
MALE - STATE				
ASPC-Douglas	1,805	343	2,148	1,910
ASPC-Eyman	3,984	1,793	5,777	5,430
ASPC-Florence	3,284	697	3,981	2,781
ASPC-Phoenix	552	168	720	519
ASPC-Lewis	5,093	870	5,963	4,427
ASPC-Safford	1,453	416	1,869	1,510
ASPC-Tucson	4,600	509	5,109	4,899
ASPC-Winslow	1,626	216	1,842	1,295
ASPC-Yuma	4,350	420	4,770	4,604
STATE TOTAL	26,747	5,432	32,179	27,375
PRIVATE TOTAL	7,900	662	8,562	7,370
MALE - TOTAL	34,647	6,094	40,741	34,745
FEMALE - STATE				
ASPC-Douglas	100	0	100	95
ASPC-Lewis	11	0	11	3
ASPC-Perryville	4,214	141	4,355	3,652
FEMALE - TOTAL	4,325	141	4,466	3,750
PRISON TOTAL	38,972	6,235	45,207	38,495
COMMUNITY SUPERVISION OFFENDERS				5,072
ADCRR TOTAL				43,567

INMATE BED CAPACITY & POPULATION DETAIL

CATEGORY	MALE	FEMALE	TOTAL
Operating Capacity Beds	40,741	4,466	45,207
Inmate Population	34,745	3,750	38,495
Bed Surplus / (Deficit)	5,996	716	6,712
Month's Admissions	864	111	975
Month's Releases	1,144	230	1,374
Month's Growth	(280)	(119)	(399)

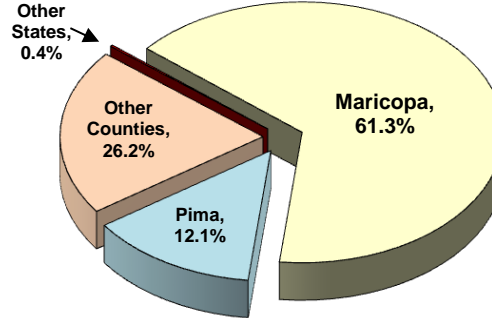
(*Releasees Served an Average of 32 months)

MONTHLY POPULATION CHANGE

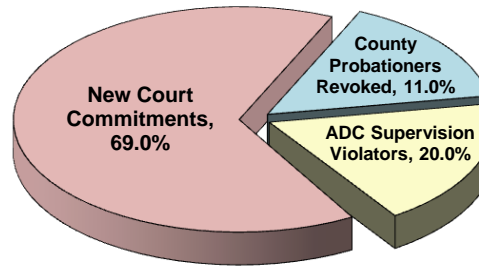


Snap-shot of Population on Last Day of Each Month

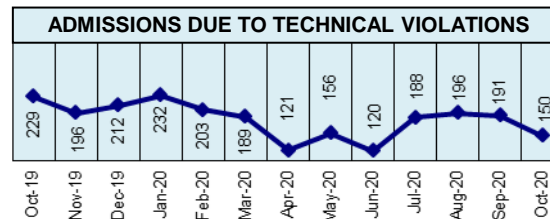
COMMITTED POPULATION BY COUNTY OF CONVICTION



ADCRR HAS ADMITTED 3,645 INMATES FY 2021 YEAR TO DATE



ADCRR HAS RELEASED 5,301 INMATES FY 2021 YEAR TO DATE



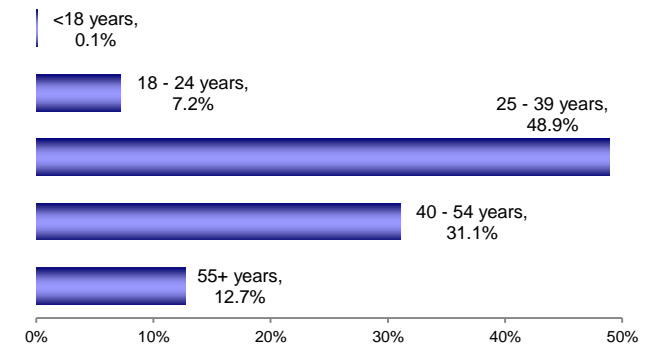
SPECIAL POPULATION GROUPS

SENTENCE TYPE	MALE	FEMALE	TOTAL
Death Row	113	3	116
Minors	38	3	41
Veterans	2,097	20	2,117

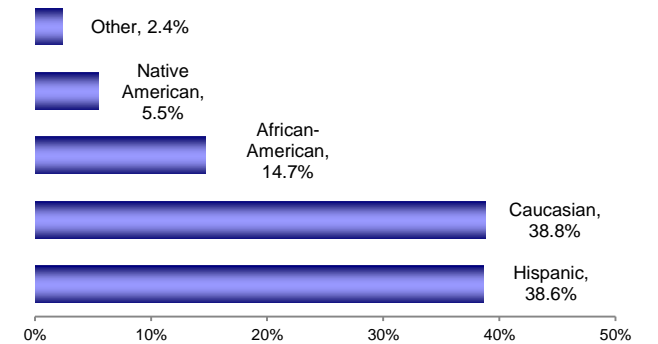
CITIZENSHIP / GENDER DISTRIBUTION

	MALE	FEMALE	TOTAL	%
US Citizens	32,030	3,641	35,671	92.7%
Crim Aliens	2,715	109	2,824	7.3%
TOTAL	34,745	3,750	38,495	100.0%
%	90.3%	9.7%		100.0%

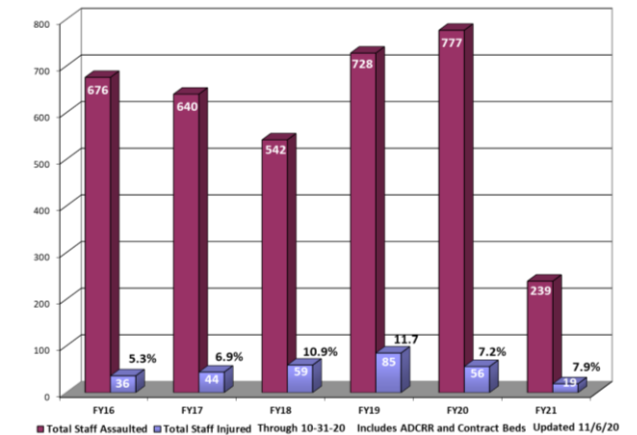
AGE DISTRIBUTION



ETHNIC DISTRIBUTION



TOTAL STAFF ASSAULTED - WITH INJURY



ADCRR CONSTITUENT CONTACTS	1,147
ADCRR PERSONNEL ON MILITARY LEAVE	95
ADCRR PERSONNEL ON MILITARY STANDBY	52