

**JUNE 2020**

**INMATE PROGRAMS**

ADCRR assesses the recidivism risk and programming needs of each inmate during intake. Assessment results, along with sentence structure, are used to prioritize inmate programmatic goals and placement. *These figures represent a snapshot in time and do not include inmates who have already completed the programs.*

Program Enrollment	Sub-Total	TOTAL
ADC Education		<b>6,956</b>
Functional Literacy	3,196	
High School Equivalency	2,292	
Special Education	696	
Career & Technical Education	772	
Addiction Treatment *		<b>899</b>
Sex Offender Treatment		<b>258</b>
Self-Improvement		<b>2,662</b>
Work Programs		<b>24,241</b>
Arizona Correctional Industries		
· Labor Contracts	1,180	
· Owned & Operated	668	
Intergovernmental Agreements	973	
Work Incentive Pay Program	21,420	
<b>Total Program Enrollments **</b>		<b>35,016</b>

\* Seventy-eight percent of inmates assessed at intake have significant substance abuse histories.

\*\* Inmates may be enrolled in more than one program.

**INMATE CONTRIBUTIONS / REPARATIONS**

AZ COMMUNITY LABOR	This Month	FY YTD
Fire Crew Hours	18,159	263,834
Public Sector Work Crew Hours	18,969	1,409,093
ADOT Crews Hours	810	156,421

**AZ CRIME VICTIMS**

Court Ordered Restitution Collected	\$181,277	\$1,830,537
Victims' Compensation Collected	\$2,658	\$80,128
Victim Notifications of Release	273	3,085

**INMATE HEALTH SERVICES**

Hospital Admissions.....	139
Inmates With: HIV...280 Active TB...0 Hepatitis C...7,326	
Inmates Requiring Ongoing Mental Health Services.....	11,174

**INMATE CONDUCT / INMATE GRIEVANCES**

Inmate / Inmate Assaults.....	14	Inmate Grievances.....	368
Inmate / Staff Assaults.....	51		

**JUNE 2020**

**INMATE COMMITMENT OFFENSES**

OFFENSE	US Citizens	Crim. Aliens	TOTAL	%
Arson	132	5	137	0.3%
Assault	5,153	238	5,391	13.4%
Auto Theft	1,880	35	1,915	4.8%
Burglary/Criminal Trespass	2,434	53	2,487	6.2%
Child/Adult Abuse	276	15	291	0.7%
Child Molestation	1,326	295	1,621	4.0%
Criminal Damage	141	5	146	0.4%
Domestic Violence	155	1	156	0.4%
Drug Possession (All)	3,298	103	3,401	8.5%
<i>Marijuana Only</i>	111	4	115	0.3%
Drug Sales/Trafficking	3,851	758	4,609	11.5%
DUI	1,193	101	1,294	3.2%
Escape	150	2	152	0.4%
Forgery	323	4	327	0.8%
Fraud	225	5	230	0.6%
Identity Theft	381	6	387	1.0%
Kidnapping	1,073	203	1,276	3.2%
Manslaughter/Neg. Homicide	679	88	767	1.9%
Murder	2,877	385	3,262	8.1%
Other	1,609	94	1,703	4.2%
Rape/Sexual Assault	487	69	556	1.4%
Robbery	3,427	160	3,587	8.9%
Sex Offense	2,715	316	3,031	7.5%
Theft	879	8	887	2.2%
Trafficking in Stolen Property	556	5	561	1.4%
Weapons Offense	1,806	56	1,862	4.6%
<b>TOTAL</b>	<b>37,137</b>	<b>3,014</b>	<b>40,151</b>	<b>100.0%</b>
<b>%</b>	<b>92.5%</b>	<b>7.5%</b>	<b>100.0%</b>	

**INMATE CRIMINAL HISTORY**

	US Citizens	Crim. Aliens	TOTAL	%
Violent Offenders *	24,473	1,929	26,402	65.8%
· <i>Current</i>	17,331	1,158	18,489	46.0%
· <i>Historical</i>	7,142	771	7,913	19.7%
Non-Violent Offenders	12,664	1,085	13,749	34.2%
<b>TOTAL</b>	<b>37,137</b>	<b>3,014</b>	<b>40,151</b>	<b>100.0%</b>

\* Total Violent Offenders; includes offenders of a non-violent statute who have used a weapon or caused an injury

	US Citizens	Crim. Aliens	TOTAL	%
Prior ADC Prison Term	19,860	439	20,299	50.6%
First ADC Prison Term	17,277	2,575	19,852	49.4%
<b>TOTAL</b>	<b>37,137</b>	<b>3,014</b>	<b>40,151</b>	<b>100.0%</b>

**The Arizona Department of Corrections Rehabilitation and Reentry**

**David Shinn, Director**

**CORRECTIONS AT A GLANCE**



**JUNE 2020**

This report contains preliminary statistics as of the end of the month. Changes/updates will be posted on the ADC website. Please refer to the online reports for the most current data.

**For further information, contact:**  
 Arizona Department of Corrections  
 Rehabilitation and Reentry  
 1601 West Jefferson Street  
 Phoenix, Arizona 85007  
 602-542-5497

<https://corrections.az.gov/>

This document is available in alternative formats by contacting Central Office Public Access at: 602-542-5886

**ADC CENSUS**

\*OP CAP: Operating Capacity Beds = Rated Beds + Temporary Beds

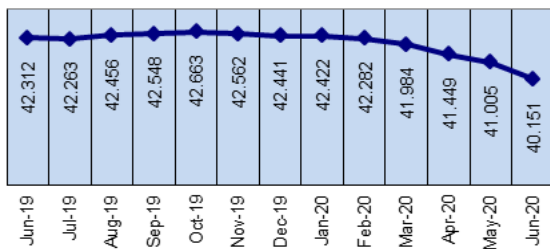
FACILITY	RATED	TEMP	OP CAP*	POP
<b>MALE - STATE</b>				
ASPC-Douglas	1,805	343	2,148	2,016
ASPC-Eyman	3,984	1,793	5,777	5,588
ASPC-Florence	3,284	697	3,981	3,443
ASPC-Phoenix	552	168	720	513
ASPC-Lewis	5,104	870	5,974	4,390
ASPC-Safford	1,453	416	1,869	1,602
ASPC-Tucson	4,575	493	5,068	4,867
ASPC-Winslow	1,626	216	1,842	1,360
ASPC-Yuma	4,350	420	4,770	4,753
<b>STATE TOTAL</b>	<b>26,733</b>	<b>5,416</b>	<b>32,149</b>	<b>28,532</b>
<b>PRIVATE TOTAL</b>	<b>7,900</b>	<b>662</b>	<b>8,562</b>	<b>7,613</b>
<b>MALE - TOTAL</b>	<b>34,633</b>	<b>6,078</b>	<b>40,711</b>	<b>36,145</b>
<b>FEMALE - STATE</b>				
ASPC-Douglas	100	0	100	91
ASPC-Perryville	4,214	141	4,355	3,911
ASPC-Tucson	25	0	25	4
<b>FEMALE - TOTAL</b>	<b>4,339</b>	<b>141</b>	<b>4,480</b>	<b>4,006</b>
<b>PRISON TOTAL</b>	<b>38,972</b>	<b>6,219</b>	<b>45,191</b>	<b>40,151</b>
<b>COMMUNITY SUPERVISION OFFENDERS</b>				<b>5,363</b>
<b>ADC TOTAL</b>				<b>45,514</b>

**INMATE BED CAPACITY & POPULATION DETAIL**

CATEGORY	MALE	FEMALE	TOTAL
Operating Capacity Beds	40,711	4,480	45,191
Inmate Population	36,145	4,006	40,151
Bed Surplus / (Deficit)	4,566	474	5,040
Month's Admissions	530	105	635
Month's Releases	1,272	217	1,489
Month's Growth	(742)	(112)	(854)

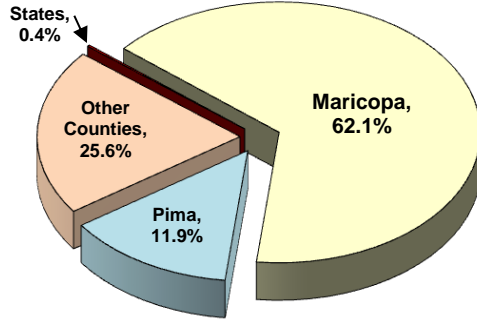
(\*Releasees Served an Average of 27 months)

**MONTHLY POPULATION CHANGE**

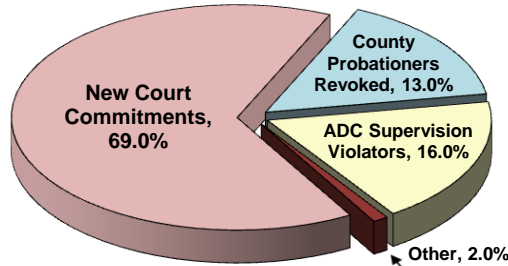


Snap-shot of Population on Last Day of Each Month

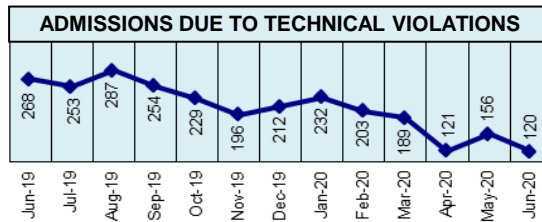
**COMMITTED POPULATION BY COUNTY OF CONVICTION**



**ADCRR HAS ADMITTED 15,480 INMATES FY 2020 YEAR TO DATE**



**ADCRR HAS RELEASED 17,641 INMATES FY 2020 YEAR TO DATE**



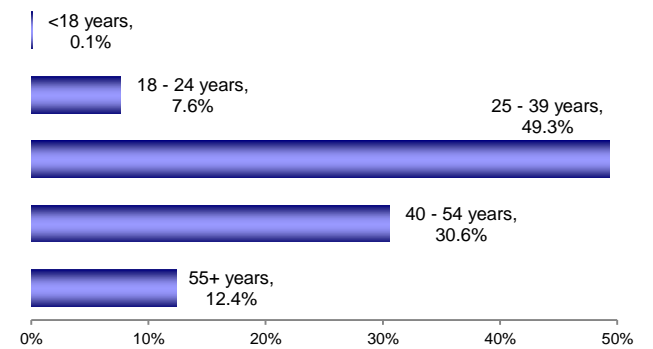
**SPECIAL POPULATION GROUPS**

SENTENCE TYPE	MALE	FEMALE	TOTAL
Death Row	113	3	116
Minors	44	4	48
Veterans	2,164	22	2,186

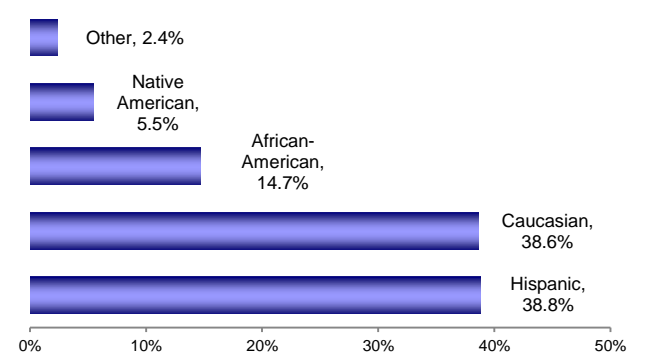
**CITIZENSHIP / GENDER DISTRIBUTION**

	MALE	FEMALE	TOTAL	%
US Citizens	33,250	3,887	37,137	92.5%
Crim Aliens	2,895	119	3,014	7.5%
<b>TOTAL</b>	<b>36,145</b>	<b>4,006</b>	<b>40,151</b>	<b>100.0%</b>
%	90.0%	10.0%		100.0%

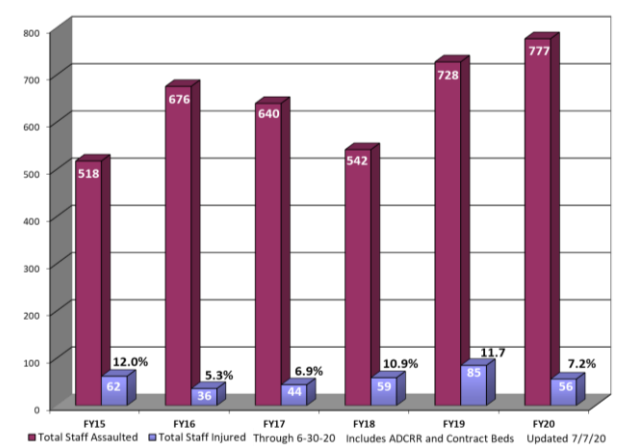
**AGE DISTRIBUTION**



**ETHNIC DISTRIBUTION**



**TOTAL STAFF ASSAULTED - WITH INJURY**



<b>ADC CONSTITUENT CONTACTS</b>	1,058
<b>ADC PERSONNEL ON MILITARY LEAVE</b>	106
<b>ADC PERSONNEL ON MILITARY STANDBY</b>	50