

JULY 2020

INMATE PROGRAMS

ADCRR assesses the recidivism risk and programming needs of each inmate during intake. Assessment results, along with sentence structure, are used to prioritize inmate programmatic goals and placement. *These figures represent a snapshot in time and do not include inmates who have already completed the programs.*

Program Enrollment	Sub-Total	TOTAL
ADCRR Education		1,138
Functional Literacy		
High School Equivalency		
Special Education	666	
Career & Technical Education	472	
Addiction Treatment *		251
Sex Offender Treatment		9
Self-Improvement		2,505
Work Programs		24,241
Arizona Correctional Industries		
· Labor Contracts	1,180	
· Owned & Operated	668	
Intergovernmental Agreements	973	
Work Incentive Pay Program	21,420	
Total Program Enrollments **		28,144

* Seventy-eight percent of inmates assessed at intake have significant substance abuse histories.

** Inmates may be enrolled in more than one program.

INMATE CONTRIBUTIONS / REPARATIONS

AZ COMMUNITY LABOR	This Month	FY YTD
Fire Crew Hours	16,282	16,282
Public Sector Work Crew Hours	-	0
ADOT Crews Hours	516	516

AZ CRIME VICTIMS

Court Ordered Restitution Collected	\$178,631	\$178,631
Victims' Compensation Collected	\$2,047	\$2,047
Victim Notifications of Release	230	230

INMATE HEALTH SERVICES

Hospital Admissions.....		137
Inmates With: HIV...283	Active TB...0	Hepatitis C...7,043
Inmates Requiring Ongoing Mental Health Services.....		10,910

INMATE CONDUCT / INMATE GRIEVANCES

Inmate / Inmate Assaults.....25	Inmate Grievances.....	375
Inmate / Staff Assaults.....		57

JULY 2020

INMATE COMMITMENT OFFENSES

OFFENSE	US Citizens	Crim. Aliens	TOTAL	%
Arson	130	4	134	0.3%
Assault	5,060	233	5,293	13.5%
Auto Theft	1,859	35	1,894	4.8%
Burglary/Criminal Trespass	2,365	50	2,415	6.1%
Child/Adult Abuse	273	15	288	0.7%
Child Molestation	1,318	292	1,610	4.1%
Criminal Damage	133	5	138	0.4%
Domestic Violence	151	1	152	0.4%
Drug Possession (All)	3,158	91	3,249	8.3%
<i>Marijuana Only</i>	102	4	106	0.3%
Drug Sales/Trafficking	3,803	735	4,538	11.5%
DUI	1,133	95	1,228	3.1%
Escape	148	2	150	0.4%
Forgery	315	4	319	0.8%
Fraud	221	5	226	0.6%
Identity Theft	373	6	379	1.0%
Kidnapping	1,061	203	1,264	3.2%
Manslaughter/Neg. Homicide	681	87	768	2.0%
Murder	2,871	380	3,251	8.3%
Other	1,566	86	1,652	4.2%
Rape/Sexual Assault	484	69	553	1.4%
Robbery	3,376	155	3,531	9.0%
Sex Offense	2,675	315	2,990	7.6%
Theft	843	7	850	2.2%
Trafficking in Stolen Property	543	5	548	1.4%
Weapons Offense	1,759	54	1,813	4.6%
TOTAL	36,401	2,938	39,339	100.0%
%	92.5%	7.5%		100.0%

INMATE CRIMINAL HISTORY

	US Citizens	Crim. Aliens	TOTAL	%
Violent Offenders *	19,542	1,829	21,371	54.3%
· <i>Current</i>	12,270	1,038	13,308	33.8%
· <i>Historical</i>	7,272	791	8,063	20.5%
Non-Violent Offenders	16,859	1,109	17,968	45.7%
TOTAL	36,401	2,938	39,339	100.0%

* Total Violent Offenders; includes offenders of a non-violent statute who have used a weapon or caused an injury

	US Citizens	Crim. Aliens	TOTAL	%
Prior ADCRR Prison Term	19,455	429	19,884	50.5%
First ADCRR Prison Term	16,946	2,509	19,455	49.5%
TOTAL	36,401	2,938	39,339	100.0%

The Arizona Department of Corrections Rehabilitation and Reentry

David Shinn, Director

CORRECTIONS AT A GLANCE



JULY 2020

This report contains preliminary statistics as of the end of the month. Changes/updates will be posted on the ADCRR website. Please refer to the online reports for the most current data.

For further information, contact:
 Arizona Department of Corrections
 Rehabilitation and Reentry
 1601 West Jefferson Street
 Phoenix, Arizona 85007
 602-542-5497

<https://corrections.az.gov/>

This document is available in alternative formats by contacting Central Office Public Access at: 602-542-5886

ADC CENSUS

*OP CAP: Operating Capacity Beds = Rated Beds + Temporary Beds

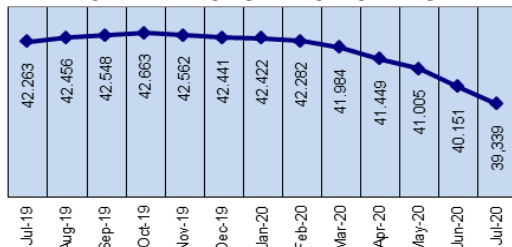
FACILITY	RATED	TEMP	OP CAP*	POP
MALE - STATE				
ASPC-Douglas	1,805	343	2,148	1,962
ASPC-Eyman	3,984	1,793	5,777	5,543
ASPC-Florence	3,284	697	3,981	3,239
ASPC-Phoenix	552	168	720	508
ASPC-Lewis	5,104	870	5,974	4,342
ASPC-Safford	1,453	416	1,869	1,563
ASPC-Tucson	4,575	493	5,068	4,735
ASPC-Winslow	1,626	216	1,842	1,333
ASPC-Yuma	4,350	420	4,770	4,679
STATE TOTAL	26,733	5,416	32,149	27,904
PRIVATE TOTAL	7,900	662	8,562	7,491
MALE - TOTAL	34,633	6,078	40,711	35,395
FEMALE - STATE				
ASPC-Douglas	100	0	100	84
ASPC-Perryville	4,214	141	4,355	3,857
ASPC-Tucson	25	0	25	3
FEMALE - TOTAL	4,339	141	4,480	3,944
PRISON TOTAL	38,972	6,219	45,191	39,339
COMMUNITY SUPERVISION OFFENDERS				5,264
ADCRR TOTAL				44,603

INMATE BED CAPACITY & POPULATION DETAIL

CATEGORY	MALE	FEMALE	TOTAL
Operating Capacity Beds	40,711	4,480	45,191
Inmate Population	35,395	3,944	39,339
Bed Surplus / (Deficit)	5,316	536	5,852
Month's Admissions	427	130	557
Month's Releases	1,177	192	1,369
Month's Growth	(750)	(62)	(812)

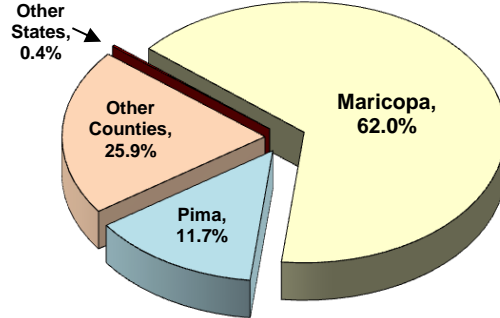
(*Releasees Served an Average of 32 months)

MONTHLY POPULATION CHANGE

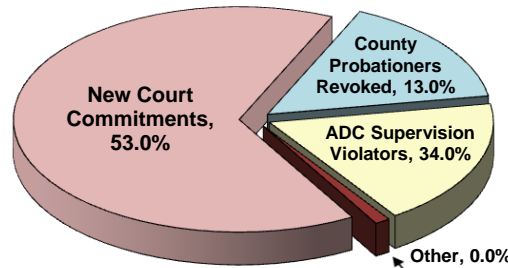


Snap-shot of Population on Last Day of Each Month

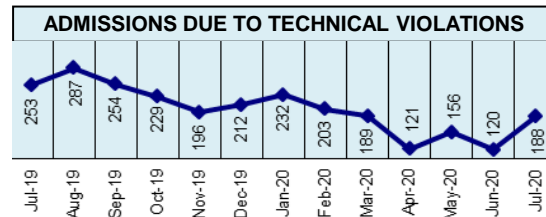
COMMITTED POPULATION BY COUNTY OF CONVICTION



ADCRR HAS ADMITTED 557 INMATES FY 2021 YEAR TO DATE



ADCRR HAS RELEASED 1,369 INMATES FY 2021 YEAR TO DATE



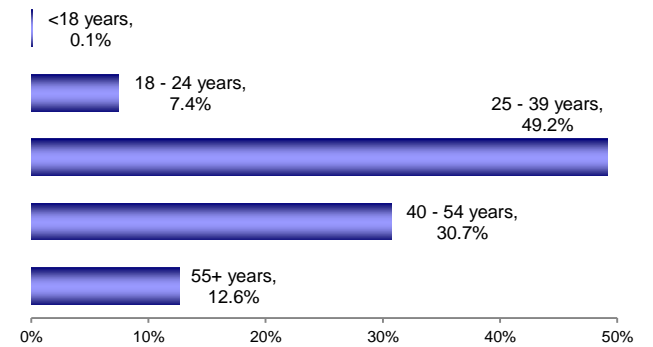
SPECIAL POPULATION GROUPS

SENTENCE TYPE	MALE	FEMALE	TOTAL
Death Row	113	3	116
Minors	44	3	47
Veterans	2,129	21	2,150

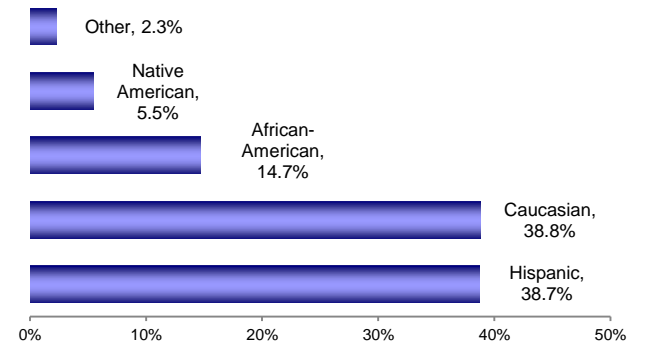
CITIZENSHIP / GENDER DISTRIBUTION

	MALE	FEMALE	TOTAL	%
US Citizens	32,574	3,827	36,401	92.5%
Crim Aliens	2,821	117	2,938	7.5%
TOTAL	35,395	3,944	39,339	100.0%
%	90.0%	10.0%		100.0%

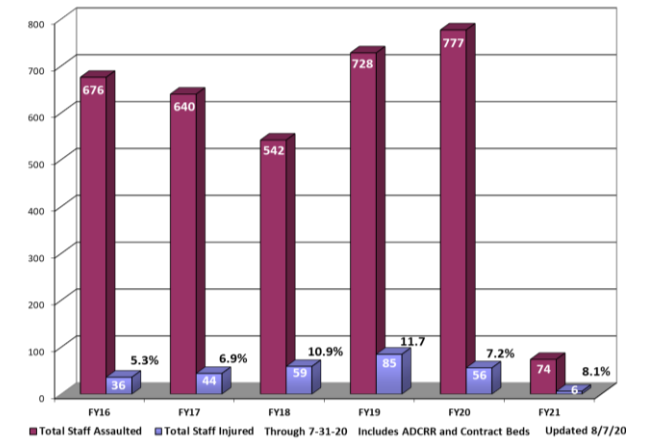
AGE DISTRIBUTION



ETHNIC DISTRIBUTION



TOTAL STAFF ASSAULTED - WITH INJURY



ADCRR CONSTITUENT CONTACTS 1,477
ADCRR PERSONNEL ON MILITARY LEAVE 101
ADCRR PERSONNEL ON MILITARY STANDBY 52