

AUGUST 2020

INMATE PROGRAMS

ADCRR assesses the recidivism risk and programming needs of each inmate during intake. Assessment results, along with sentence structure, are used to prioritize inmate programmatic goals and placement. *These figures represent a snapshot in time and do not include inmates who have already completed the programs.*

Program Enrollment	Sub-Total	TOTAL
ADCRR Education		4,037
Functional Literacy	1,438	
High School Equivalency	2,052	
Special Education	85	
Career & Technical Education	462	
Addiction Treatment *		723
Sex Offender Treatment		233
Self-Improvement		2,424
Work Programs		23,529
Arizona Correctional Industries		
· Labor Contracts	1,815	
· Owned & Operated	809	
Intergovernmental Agreements	627	
Work Incentive Pay Program	20,278	
Total Program Enrollments **		30,946

* Seventy-eight percent of inmates assessed at intake have significant substance abuse histories.

** Inmates may be enrolled in more than one program.

INMATE CONTRIBUTIONS / REPARATIONS

AZ COMMUNITY LABOR	This Month	FY YTD
Fire Crew Hours	-	16,282
Public Sector Work Crew Hours	-	0
ADOT Crews Hours	480	996

AZ CRIME VICTIMS

Court Ordered Restitution Collected	\$161,734	\$340,365
Victims' Compensation Collected	\$0	\$2,047
Victim Notifications of Release	251	481

INMATE HEALTH SERVICES

Hospital Admissions.....	155
Inmates With: HIV...246 Active TB...0 Hepatitis C...7,252	
Inmates Requiring Ongoing Mental Health Services.....	10,898

INMATE CONDUCT / INMATE GRIEVANCES

Inmate / Inmate Assaults.....26	Inmate Grievances.....336
Inmate / Staff Assaults.....56	

AUGUST 2020

INMATE COMMITMENT OFFENSES

OFFENSE	US Citizens	Crim. Aliens	TOTAL	%
Arson	130	4	134	0.3%
Assault	5,062	228	5,290	13.5%
Auto Theft	1,853	34	1,887	4.8%
Burglary/Criminal Trespass	2,372	50	2,422	6.2%
Child/Adult Abuse	272	14	286	0.7%
Child Molestation	1,297	292	1,589	4.1%
Criminal Damage	131	5	136	0.3%
Domestic Violence	156	1	157	0.4%
Drug Possession (All)	3,100	83	3,183	8.1%
<i>Marijuana Only</i>	102	4	106	0.3%
Drug Sales/Trafficking	3,759	737	4,496	11.5%
DUI	1,115	95	1,210	3.1%
Escape	143	2	145	0.4%
Forgery	314	2	316	0.8%
Fraud	223	5	228	0.6%
Identity Theft	378	5	383	1.0%
Kidnapping	1,062	200	1,262	3.2%
Manslaughter/Neg. Homicide	676	87	763	1.9%
Murder	2,871	375	3,246	8.3%
Other	1,597	86	1,683	4.3%
Rape/Sexual Assault	485	69	554	1.4%
Robbery	3,357	154	3,511	9.0%
Sex Offense	2,680	311	2,991	7.6%
Theft	829	7	836	2.1%
Trafficking in Stolen Property	539	5	544	1.4%
Weapons Offense	1,743	52	1,795	4.6%
TOTAL	36,246	2,907	39,153	100.0%
%	92.6%	7.4%	100.0%	

INMATE CRIMINAL HISTORY

	US Citizens	Crim. Aliens	TOTAL	%
Violent Offenders *	24,168	1,810	25,978	66.3%
· <i>Current</i>	16,725	1,092	17,817	45.5%
· <i>Historical</i>	7,443	718	8,161	20.8%
Non-Violent Offenders	12,194	981	13,175	33.7%
TOTAL	36,362	2,791	39,153	100.0%

* Total Violent Offenders; includes offenders of a non-violent statute who have used a weapon or caused an injury

	US Citizens	Crim. Aliens	TOTAL	%
Prior ADCRR Prison Term	19,435	408	19,843	50.7%
First ADCRR Prison Term	16,927	2,383	19,310	49.3%
TOTAL	36,362	2,791	39,153	100.0%

The Arizona Department of Corrections Rehabilitation and Reentry

David Shinn, Director

CORRECTIONS AT A GLANCE



AUGUST 2020

This report contains preliminary statistics as of the end of the month. Changes/updates will be posted on the ADCRR website. Please refer to the online reports for the most current data.

For further information, contact:
 Arizona Department of Corrections
 Rehabilitation and Reentry
 1601 West Jefferson Street
 Phoenix, Arizona 85007
 602-542-5497

<https://corrections.az.gov/>

This document is available in alternative formats by contacting Central Office Public Access at: 602-542-5886

ADCRR CENSUS

*OP CAP: Operating Capacity Beds = Rated Beds + Temporary Beds

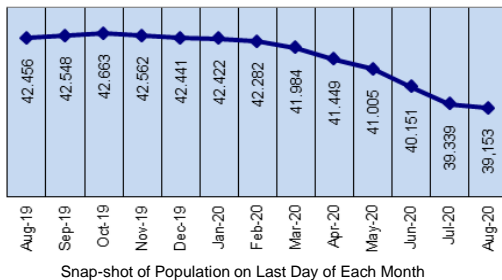
FACILITY	RATED	TEMP	OP CAP*	POP
MALE - STATE				
ASPC-Douglas	1,805	343	2,148	1,918
ASPC-Eyman	3,984	1,793	5,777	5,513
ASPC-Florence	3,284	697	3,981	2,999
ASPC-Phoenix	552	168	720	652
ASPC-Lewis	5,093	870	5,963	4,438
ASPC-Safford	1,453	416	1,869	1,563
ASPC-Tucson	4,600	509	5,109	4,782
ASPC-Winslow	1,626	216	1,842	1,331
ASPC-Yuma	4,350	420	4,770	4,565
STATE TOTAL	26,747	5,432	32,179	27,761
PRIVATE TOTAL	7,900	662	8,562	7,518
MALE - TOTAL	34,647	6,094	40,741	35,279
FEMALE - STATE				
ASPC-Douglas	100	0	100	99
ASPC-Lewis	11	0	11	2
ASPC-Perryville	4,214	141	4,355	3,773
FEMALE - TOTAL	4,325	141	4,466	3,874
PRISON TOTAL	38,972	6,235	45,207	39,153
COMMUNITY SUPERVISION OFFENDERS				5,189
ADCRR TOTAL				44,342

INMATE BED CAPACITY & POPULATION DETAIL

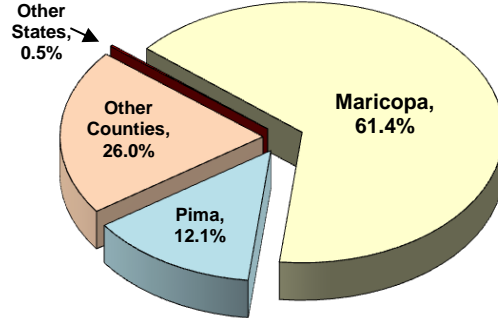
CATEGORY	MALE	FEMALE	TOTAL
Operating Capacity Beds	40,741	4,466	45,207
Inmate Population	35,279	3,874	39,153
Bed Surplus / (Deficit)	5,462	592	6,054
Month's Admissions	1,008	109	1,117
Month's Releases	1,124	179	1,303
Month's Growth	(116)	(70)	(186)

(*Releasees Served an Average of 33 months)

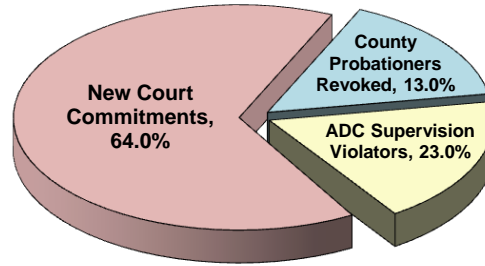
MONTHLY POPULATION CHANGE



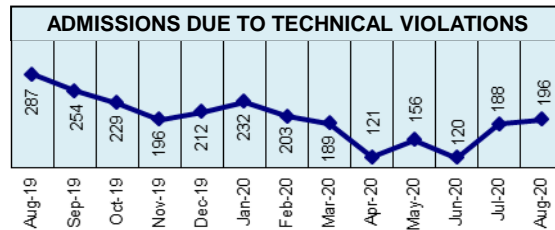
COMMITTED POPULATION BY COUNTY OF CONVICTION



ADCRR HAS ADMITTED 1,674 INMATES FY 2021 YEAR TO DATE



ADCRR HAS RELEASED 2,672 INMATES FY 2021 YEAR TO DATE



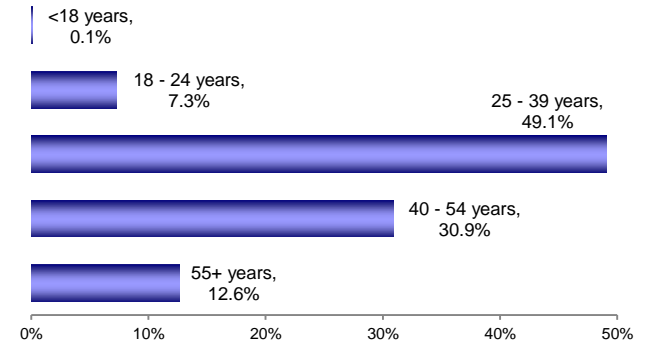
SPECIAL POPULATION GROUPS

SENTENCE TYPE	MALE	FEMALE	TOTAL
Death Row	113	3	116
Minors	43	3	46
Veterans	2,109	19	2,128

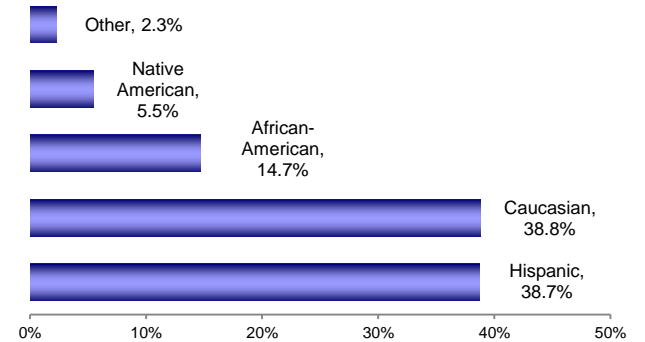
CITIZENSHIP / GENDER DISTRIBUTION

	MALE	FEMALE	TOTAL	%
US Citizens	32,488	3,758	36,246	92.6%
Crim Aliens	2,791	116	2,907	7.4%
TOTAL	35,279	3,874	39,153	100.0%
%	90.1%	9.9%		100.0%

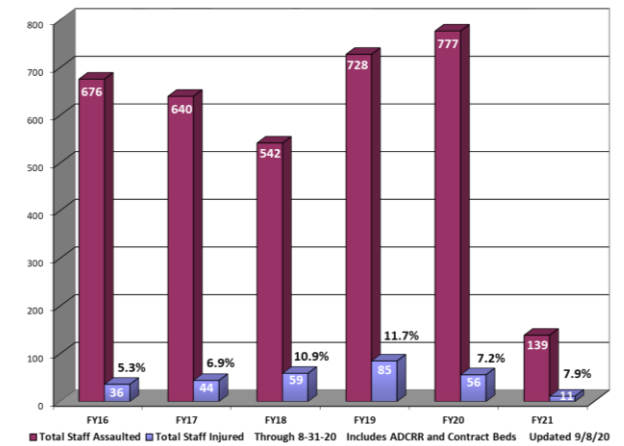
AGE DISTRIBUTION



ETHNIC DISTRIBUTION



TOTAL STAFF ASSAULTED - WITH INJURY



ADCRR CONSTITUENT CONTACTS	1,281
ADCRR PERSONNEL ON MILITARY LEAVE	99
ADCRR PERSONNEL ON MILITARY STANDBY	51