

INMATE PROGRAMS

ADCRR assesses the recidivism risk and programming needs of each inmate during intake. Assessment results, along with sentence structure, are used to prioritize inmate programmatic goals and placement. *These figures represent a snapshot in time and do not include inmates who have already completed the programs.*

Program Enrollment	Sub-Total	TOTAL
ADC Education		6,142
Functional Literacy	2,851	
High School Equivalency	2,378	
Special Education	113	
Career & Technical Education	800	
Addiction Treatment *		912
Sex Offender Treatment		224
Self-Improvement		2,443
Work Programs		19,106
Arizona Correctional Industries		
· Labor Contracts	544	
· Owned & Operated	652	
Intergovernmental Agreements	907	
Work Incentive Pay Program	17,003	
Total Program Enrollments **		28,827

* Seventy-eight percent of inmates assessed at intake have significant substance abuse histories.

** Inmates may be enrolled in more than one program.

INMATE CONTRIBUTIONS / REPARATIONS

AZ COMMUNITY LABOR	This Month	FY YTD
Fire Crew Hours	860	245,675
Public Sector Work Crew Hours	12,804	1,387,850
ADOT Crews Hours	1,999	154,801

AZ CRIME VICTIMS

Court Ordered Restitution Collected	\$179,152	\$1,453,035
Victims' Compensation Collected	\$2,900	\$74,275
Victim Notifications of Release	176	2,521

INMATE HEALTH SERVICES

Hospital Admissions.....	142
Inmates With: HIV...308 Active TB...0 Hepatitis C...7,108	
Inmates Requiring Ongoing Mental Health Services.....	11,572

INMATE CONDUCT / INMATE GRIEVANCES

Inmate / Inmate Assaults.....28	Inmate Grievances.....367
Inmate / Staff Assaults.....44	

INMATE COMMITMENT OFFENSES

OFFENSE	US Citizens	Crim. Aliens	TOTAL	%
Arson	138	5	143	0.3%
Assault	5,309	253	5,562	13.4%
Auto Theft	1,933	32	1,965	4.7%
Burglary/Criminal Trespass	2,523	57	2,580	6.2%
Child/Adult Abuse	294	16	310	0.7%
Child Molestation	1,337	294	1,631	3.9%
Criminal Damage	155	5	160	0.4%
Domestic Violence	174	2	176	0.4%
Drug Possession (All)	3,594	100	3,694	8.9%
<i>Marijuana Only</i>	140	3	143	0.3%
Drug Sales/Trafficking	3,925	791	4,716	11.4%
DUI	1,340	105	1,445	3.5%
Escape	152	4	156	0.4%
Forgery	340	3	343	0.8%
Fraud	231	5	236	0.6%
Identity Theft	391	8	399	1.0%
Kidnapping	1,090	205	1,295	3.1%
Manslaughter/Neg. Homicide	681	88	769	1.9%
Murder	2,873	387	3,260	7.9%
Other	1,682	100	1,782	4.3%
Rape/Sexual Assault	487	72	559	1.3%
Robbery	3,464	165	3,629	8.8%
Sex Offense	2,728	323	3,051	7.4%
Theft	911	12	923	2.2%
Trafficking in Stolen Property	587	6	593	1.4%
Weapons Offense	1,875	54	1,929	4.7%
TOTAL	38,354	3,095	41,449	100.0%
%	92.5%	7.5%	100.0%	

INMATE CRIMINAL HISTORY

	US Citizens	Crim. Aliens	TOTAL	%
Violent Offenders *	24,971	1,966	26,937	65.0%
· <i>Current</i>	18,244	1,208	19,452	46.9%
· <i>Historical</i>	6,727	758	7,485	18.1%
Non-Violent Offenders	13,383	1,129	14,512	35.0%
TOTAL	38,354	3,095	41,449	100.0%

* Total Violent Offenders; includes offenders of a non-violent statute who have used a weapon or caused an injury

	US Citizens	Crim. Aliens	TOTAL	%
Prior ADC Prison Term	20,418	457	20,875	50.4%
First ADC Prison Term	17,936	2,638	20,574	49.6%
TOTAL	38,354	3,095	41,449	100.0%

**The Arizona Department
of Corrections
Rehabilitation and Reentry**

David Shinn, Director

**CORRECTIONS
AT A
GLANCE**



APRIL 2020

This report contains preliminary statistics as of the end of the month. Changes/updates will be posted on the ADC website. Please refer to the online reports for the most current data.

For further information, contact:
Arizona Department of Corrections
Rehabilitation and Reentry
1601 West Jefferson Street
Phoenix, Arizona 85007
602-542-5497
<https://corrections.az.gov/>

This document is available in alternative formats by contacting Central Office Public Access at: 602-542-5886

ADC CENSUS

*OP CAP: Operating Capacity Beds = Rated Beds + Temporary Beds

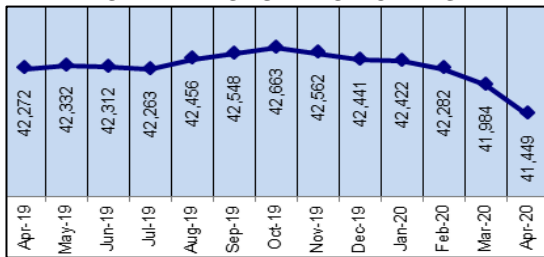
FACILITY	RATED	TEMP	OP CAP*	POP
MALE - STATE				
ASPC-Douglas	1,805	343	2,148	2,024
ASPC-Eyman	3,984	1,793	5,777	5,631
ASPC-Florence	3,284	697	3,981	3,574
ASPC-Phoenix	552	168	720	787
ASPC-Lewis	5,104	870	5,974	4,570
ASPC-Safford	1,453	416	1,869	1,619
ASPC-Tucson	4,575	493	5,068	4,896
ASPC-Winslow	1,626	216	1,842	1,330
ASPC-Yuma	4,350	420	4,770	4,897
STATE TOTAL	26,733	5,416	32,149	29,328
PRIVATE TOTAL	7,900	662	8,562	7,917
MALE - TOTAL	34,633	6,078	40,711	37,245
FEMALE - STATE				
ASPC-Douglas	50	0	50	100
ASPC-Perryville	4,214	141	4,355	4,102
ASPC-Tucson	25	0	25	2
FEMALE - TOTAL	4,289	141	4,430	4,204
PRISON TOTAL	38,922	6,219	45,141	41,449
COMMUNITY SUPERVISION OFFENDERS				5,340
ADC TOTAL				46,789

INMATE BED CAPACITY & POPULATION DETAIL

CATEGORY	MALE	FEMALE	TOTAL
Operating Capacity Beds	40,691	4,450	45,141
Inmate Population	37,232	4,217	41,449
Bed Surplus / (Deficit)	3,459	233	3,692
Month's Admissions	775	163	938
Month's Releases	1,223	250	1,473
Month's Growth	(448)	(87)	(535)

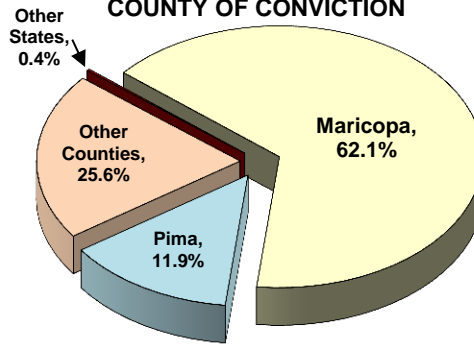
(°Releasees Served an Average of 26 months)

MONTHLY POPULATION CHANGE

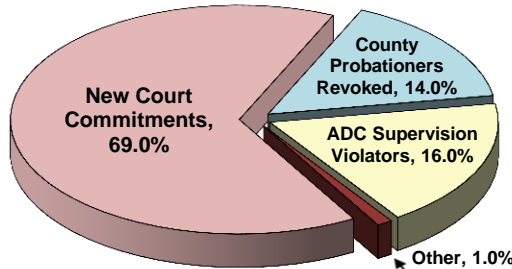


Snap-shot of Population on Last Day of Each Month

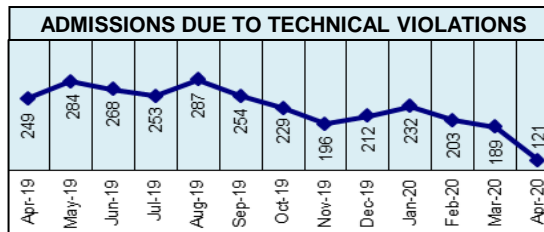
COMMITTED POPULATION BY COUNTY OF CONVICTION



ADCRR HAS ADMITTED 13,847 INMATES FY 2020 YEAR TO DATE



ADCRR HAS RELEASED 14,699 INMATES FY 2020 YEAR TO DATE



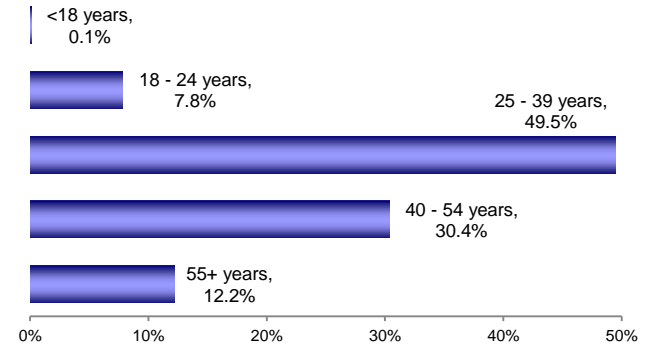
SPECIAL POPULATION GROUPS

SENTENCE TYPE	MALE	FEMALE	TOTAL
Death Row	113	3	116
Minors	50	2	52
Veterans	2,311	22	2,333

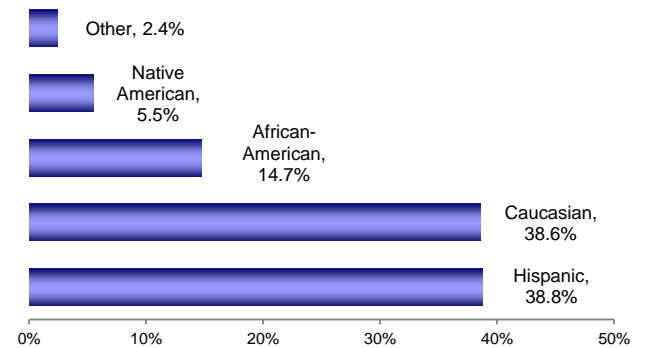
CITIZENSHIP / GENDER DISTRIBUTION

	MALE	FEMALE	TOTAL	%
US Citizens	34,263	4,091	38,354	92.5%
Crim Aliens	2,969	126	3,095	7.5%
TOTAL	37,232	4,217	41,449	100.0%
%	89.8%	10.2%		100.0%

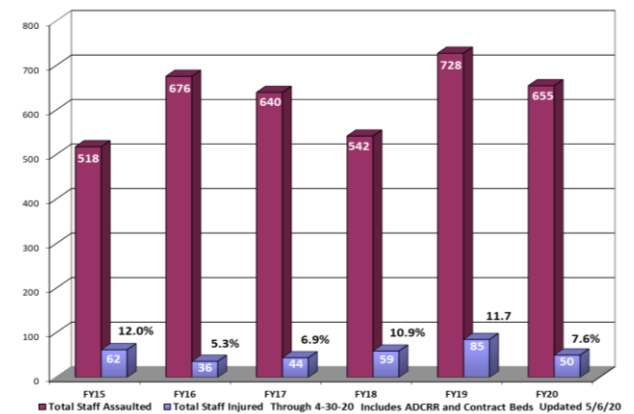
AGE DISTRIBUTION



ETHNIC DISTRIBUTION



TOTAL STAFF ASSAULTED - WITH INJURY



ADC CONSTITUENT CONTACTS	3,082
ADC PERSONNEL ON MILITARY LEAVE	97
ADC PERSONNEL ON MILITARY STANDBY	51