

**SEPTEMBER 2019**

**INMATE PROGRAMS**

ADC assesses the recidivism risk and programming needs of each inmate during intake. Assessment results, along with sentence structure, are used to prioritize inmate programmatic goals and placement.

Program Enrollment	Sub-Total	TOTAL
ADC Education		<b>5,193</b>
Functional Literacy	1,228	
High School Equivalency	2,289	
Special Education	106	
Career & Technical Education	1,570	
Addiction Treatment *		<b>802</b>
Sex Offender Treatment		<b>196</b>
Self-Improvement		<b>5,375</b>
Work Programs		<b>24,644</b>
Arizona Correctional Industries		
· Labor Contracts	1,242	
· Owned & Operated	711	
Intergovernmental Agreements	1,929	
Work Incentive Pay Program	20,762	
<b>Total Program Enrollments **</b>		<b>36,210</b>

\* Seventy-eight percent of inmates assessed at intake have significant substance abuse histories.

\*\* Inmates may be enrolled in more than one program.

**INMATE CONTRIBUTIONS / REPARATIONS**

AZ COMMUNITY LABOR	This Month	FY YTD
Fire Crew Hours	37,719	133,732
Public Sector Work Crew Hours	162,661	516,685
ADOT Crews Hours	16,843	53,269

**AZ CRIME VICTIMS**

Court Ordered Restitution Collected	\$120,212	\$409,520
Victims' Compensation Collected	\$7,036	\$24,754
Victim Notifications of Release	241	850

**INMATE HEALTH SERVICES**

Hospital Admissions.....	109
Inmates With: HIV...251 Active TB...0 Hepatitis C...7,056	
Inmates Requiring Ongoing Mental Health Services.....	12,413

**INMATE CONDUCT / INMATE GRIEVANCES**

Inmate / Inmate Assaults.....31	Inmate Grievances.....345
Inmate / Staff Assaults.....52	

**SEPTEMBER 2019**

**INMATE COMMITMENT OFFENSES**

OFFENSE	US Citizens	Crim. Aliens	TOTAL	%
Arson	137	7	144	0.3%
Assault	5,313	288	5,601	13.2%
Auto Theft	2,058	41	2,099	4.9%
Burglary/Criminal Trespass	2,779	59	2,838	6.7%
Child/Adult Abuse	307	18	325	0.8%
Child Molestation	1,439	303	1,742	4.1%
Criminal Damage	147	7	154	0.4%
Domestic Violence	152	2	154	0.4%
Drug Possession (All)	3,850	81	3,931	9.2%
<i>Marijuana Only</i>	222	6	228	0.5%
Drug Sales/Trafficking	3,988	895	4,883	11.5%
DUI	1,407	111	1,518	3.6%
Escape	165	7	172	0.4%
Forgery	364	8	372	0.9%
Fraud	286	7	293	0.7%
Identity Theft	370	8	378	0.9%
Kidnapping	1,088	229	1,317	3.1%
Manslaughter/Neg. Homicide	668	91	759	1.8%
Murder	2,795	386	3,181	7.5%
Other	1,639	77	1,716	4.0%
Rape/Sexual Assault	522	72	594	1.4%
Robbery	3,400	164	3,564	8.4%
Sex Offense	2,632	303	2,935	6.9%
Theft	1,044	19	1,063	2.5%
Trafficking in Stolen Property	633	11	644	1.5%
Weapons Offense	1,897	46	1,943	4.6%
<b>TOTAL</b>	<b>39,302</b>	<b>3,246</b>	<b>42,548</b>	<b>100.0%</b>
<b>%</b>	<b>92.4%</b>	<b>7.6%</b>		<b>100.0%</b>

**INMATE CRIMINAL HISTORY**

	US Citizens	Crim. Aliens	TOTAL	%
Violent Offenders *	29,463	2,203	31,666	74.4%
· <i>Current</i>	20,555	1,861	22,416	52.7%
· <i>Historical</i>	8,908	342	9,250	21.7%
Non-Violent Offenders	9,839	1,043	10,882	25.6%
<b>TOTAL</b>	<b>39,302</b>	<b>3,246</b>	<b>42,548</b>	<b>100.0%</b>

\* Total Violent Offenders; includes offenders of a non-violent statute who have used a weapon or caused an injury

	US Citizens	Crim. Aliens	TOTAL	%
Prior ADC Prison Term	21,075	550	21,625	50.8%
First ADC Prison Term	18,227	2,696	20,923	49.2%
<b>TOTAL</b>	<b>39,302</b>	<b>3,246</b>	<b>42,548</b>	<b>100.0%</b>

**The Arizona Department of Corrections**

**Joseph Profiri  
Acting Director**

**CORRECTIONS  
AT A  
GLANCE**



**SEPTEMBER 2019**

This report contains preliminary statistics as of the end of the month. Changes/updates will be posted on the ADC website. Please refer to the online reports for the most current data.

**For further information, contact:**  
Arizona Department of Corrections  
Office of Strategic Planning  
1601 West Jefferson Street  
Phoenix, Arizona 85007  
602-542-1576  
<https://corrections.az.gov/>

This document is available in alternative formats by contacting Central Office Public Access at: 602-542-5886

**ADC CENSUS**

\*OP CAP: Operating Capacity Beds = Rated Beds + Temporary Beds

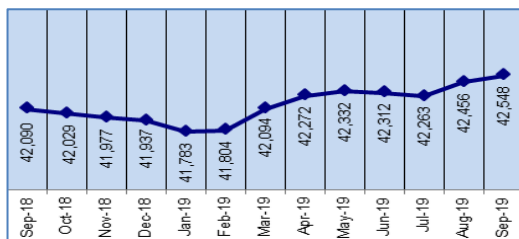
FACILITY	RATED	TEMP	OP CAP*	POP
<b>MALE - STATE</b>				
ASPC-Douglas	1,805	343	2,148	2,039
ASPC-Eyman	3,984	1,793	5,777	5,647
ASPC-Florence	3,284	697	3,981	3,925
ASPC-Phoenix	532	168	700	565
ASPC-Lewis	5,104	870	5,974	4,765
ASPC-Safford	1,453	416	1,869	1,706
ASPC-Tucson	4,575	493	5,068	5,076
ASPC-Winslow	1,626	216	1,842	1,253
ASPC-Yuma	4,350	420	4,770	4,863
<b>STATE TOTAL</b>	<b>26,713</b>	<b>5,416</b>	<b>32,129</b>	<b>29,839</b>
<b>PRIVATE TOTAL</b>	<b>7,900</b>	<b>662</b>	<b>8,562</b>	<b>8,332</b>
<b>MALE - TOTAL</b>	<b>34,613</b>	<b>6,078</b>	<b>40,691</b>	<b>38,171</b>
<b>FEMALE - STATE</b>				
ASPC-Perryville	4,214	141	4,355	4,373
ASPC-Tucson	25	0	25	4
ASPC-Phoenix	20	0	20	0
<b>FEMALE - TOTAL</b>	<b>4,259</b>	<b>141</b>	<b>4,400</b>	<b>4,377</b>
<b>PRISON TOTAL</b>	<b>38,872</b>	<b>6,219</b>	<b>45,091</b>	<b>42,548</b>
<b>COMMUNITY SUPERVISION OFFENDERS</b>				<b>5,584</b>
<b>ADC TOTAL</b>				<b>48,132</b>

**INMATE BED CAPACITY & POPULATION DETAIL**

CATEGORY	MALE	FEMALE	TOTAL
Operating Capacity Beds	40,691	4,400	45,091
Inmate Population	38,171	4,377	42,548
Bed Surplus / (Deficit)	2,520	23	2,543
Month's Admissions	1,298	229	1,527
Month's Releases*	1,229	206	1,435
Month's Growth	69	23	92

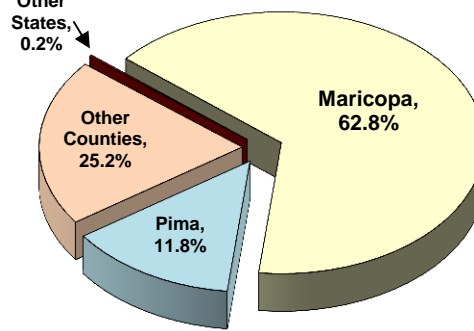
(\*Releasees Served an Average of 26 months)

**MONTHLY POPULATION CHANGE**

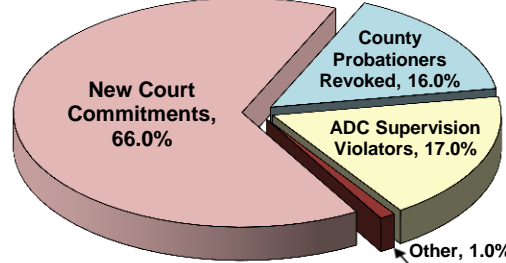


Snap-shot of Population on Last Day of Each Month

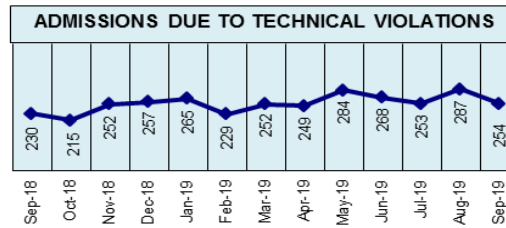
**COMMITTED POPULATION BY COUNTY OF CONVICTION**



**ADC HAS ADMITTED 4,707 INMATES FY 2020 YEAR TO DATE**



**ADC HAS RELEASED 4,471 INMATES FY 2020 YEAR TO DATE**



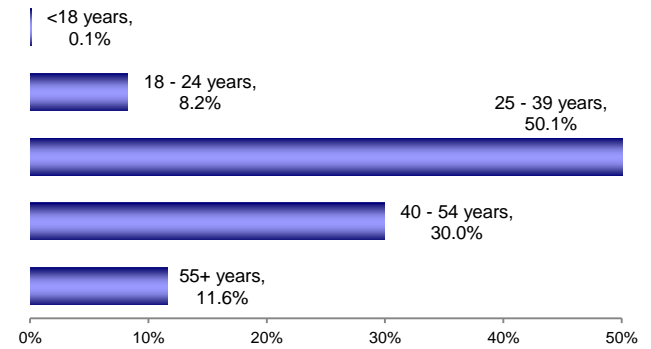
**SPECIAL POPULATION GROUPS**

SENTENCE TYPE	MALE	FEMALE	TOTAL
Death Row	113	3	116
Minors	52	4	56
Veterans	2,362	25	2,387

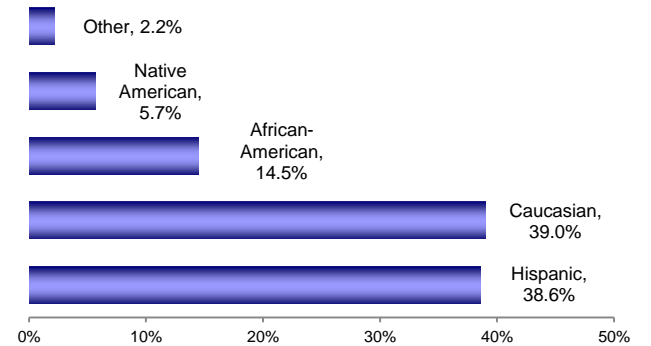
**CITIZENSHIP / GENDER DISTRIBUTION**

	MALE	FEMALE	TOTAL	%
US Citizens	35,051	4,251	39,302	92.4%
Crim Aliens	3,120	126	3,246	7.6%
<b>TOTAL</b>	<b>38,171</b>	<b>4,377</b>	<b>42,548</b>	<b>100.0%</b>
<b>%</b>	<b>89.7%</b>	<b>10.3%</b>		<b>100.0%</b>

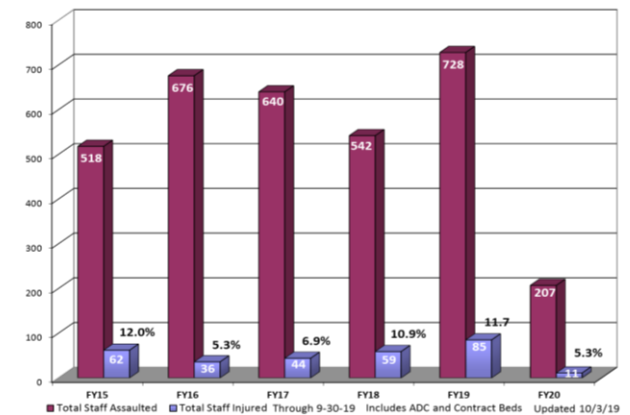
**AGE DISTRIBUTION**



**ETHNIC DISTRIBUTION**



**TOTAL STAFF ASSAULTED - WITH INJURY**



<b>ADC CONSTITUENT CONTACTS</b>	1,743
<b>ADC PERSONNEL ON MILITARY LEAVE</b>	97
<b>ADC PERSONNEL ON MILITARY STANDBY</b>	49