

**INMATE PROGRAMS**

ADC assesses the recidivism risk and programming needs of each inmate during intake. Assessment results, along with sentence structure, are used to prioritize inmate programmatic goals and placement.

Program Enrollment	Sub-Total	TOTAL
ADC Education		<b>4,695</b>
Functional Literacy	1,234	
High School Equivalency	2,188	
Special Education	105	
Career & Technical Education	1,168	
Addiction Treatment *		<b>805</b>
Sex Offender Treatment		<b>233</b>
Self-Improvement		<b>6,353</b>
Work Programs		<b>24,468</b>
Arizona Correctional Industries		
· Labor Contracts	1,226	
· Owned & Operated	742	
Intergovernmental Agreements	1,946	
Work Incentive Pay Program	20,554	
<b>Total Program Enrollments **</b>		<b>36,554</b>

\* Seventy-eight percent of inmates assessed at intake have significant substance abuse histories.

\*\* Inmates may be enrolled in more than one program.

**INMATE CONTRIBUTIONS / REPARATIONS**

AZ COMMUNITY LABOR	This Month	FY YTD
Fire Crew Hours	41,469	299,472
Public Sector Work Crew Hours	182,017	2,003,934
ADOT Crews Hours	46,658	242,357

**AZ CRIME VICTIMS**

Court Ordered Restitution Collected	\$107,299	\$1,480,177
Victims' Compensation Collected	\$7,497	\$41,535
Victim Notifications of Release	311	3,616

**INMATE HEALTH SERVICES**

Hospital Admissions.....	101	
Inmates With: HIV...276	Active TB...0	Hepatitis C...7,559
Inmates Requiring Ongoing Mental Health Services.....	12,244	

**INMATE CONDUCT / INMATE GRIEVANCES**

Inmate / Inmate Assaults.....21	Inmate Grievances.....323
Inmate / Staff Assaults.....63	

**INMATE COMMITMENT OFFENSES**

OFFENSE	US Citizens	Crim. Aliens	TOTAL	%
Arson	137	7	144	0.3%
Assault	5,286	304	5,590	13.2%
Auto Theft	2,021	40	2,061	4.9%
Burglary/Criminal Trespass	2,803	68	2,871	6.8%
Child/Adult Abuse	302	18	320	0.8%
Child Molestation	1,443	302	1,745	4.1%
Criminal Damage	147	8	155	0.4%
Domestic Violence	164	3	167	0.4%
Drug Possession (All)	3,791	66	3,857	9.1%
<i>Marijuana Only</i>	218	6	224	0.5%
Drug Sales/Trafficking	3,958	892	4,850	11.5%
DUI	1,384	117	1,501	3.5%
Escape	171	8	179	0.4%
Forgery	372	8	380	0.9%
Fraud	282	7	289	0.7%
Identity Theft	384	9	393	0.9%
Kidnapping	1,084	228	1,312	3.1%
Manslaughter/Neg. Homicide	659	94	753	1.8%
Murder	2,777	389	3,166	7.5%
Other	1,569	84	1,653	3.9%
Rape/Sexual Assault	519	71	590	1.4%
Robbery	3,408	166	3,574	8.4%
Sex Offense	2,608	302	2,910	6.9%
Theft	1,011	23	1,034	2.4%
Trafficking in Stolen Property	639	12	651	1.5%
Weapons Offense	1,892	51	1,943	4.6%
<b>TOTAL</b>	<b>39,029</b>	<b>3,283</b>	<b>42,312</b>	<b>100.0%</b>
<b>%</b>	<b>92.2%</b>	<b>7.8%</b>		<b>100.0%</b>

**INMATE CRIMINAL HISTORY**

	US Citizens	Crim. Aliens	TOTAL	%
Violent Offenders *	29,286	2,236	31,522	74.5%
· <i>Current</i>	20,483	1,906	22,389	52.9%
· <i>Historical</i>	8,803	330	9,133	21.6%
Non-Violent Offenders	9,743	1,047	10,790	25.5%
<b>TOTAL</b>	<b>39,029</b>	<b>3,283</b>	<b>42,312</b>	<b>100.0%</b>

\* Total Violent Offenders; includes offenders of a non-violent statute who have used a weapon or caused an injury

	US Citizens	Crim. Aliens	TOTAL	%
Prior ADC Prison Term	20,899	560	21,459	50.7%
First ADC Prison Term	18,130	2,723	20,853	49.3%
<b>TOTAL</b>	<b>39,029</b>	<b>3,283</b>	<b>42,312</b>	<b>100.0%</b>

**The Arizona Department of Corrections**

**Charles L. Ryan**  
Director

**CORRECTIONS**  
**AT A**  
**GLANCE**



**JUNE 2019**

This report contains preliminary statistics as of the end of the month. Changes/updates will be posted on the ADC website. Please refer to the online reports for the most current data.

**For further information, contact:**  
Arizona Department of Corrections  
Strategic Planning and Policy  
1601 West Jefferson Street  
Phoenix, Arizona 85007  
602-542-1576  
<https://corrections.az.gov/>

This document is available in alternative formats by contacting Central Office Public Access at: 602-542-5886

**ADC CENSUS**

\*OP CAP: Operating Capacity Beds = Rated Beds + Temporary Beds

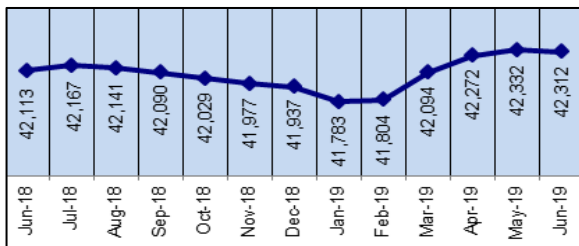
FACILITY	RATED	TEMP	OP CAP*	POP
<b>MALE - STATE</b>				
ASPC-Douglas	1,805	343	2,148	2,047
ASPC-Eyman	3,984	1,793	5,777	5,686
ASPC-Florence	3,284	697	3,981	3,948
ASPC-Phoenix	532	168	700	497
ASPC-Lewis	5,104	870	5,974	4,719
ASPC-Safford	1,453	416	1,869	1,702
ASPC-Tucson	4,575	493	5,068	4,983
ASPC-Winslow	1,626	216	1,842	1,290
ASPC-Yuma	4,350	420	4,770	4,815
<b>STATE TOTAL</b>	<b>26,713</b>	<b>5,416</b>	<b>32,129</b>	<b>29,687</b>
<b>PRIVATE TOTAL</b>	<b>7,900</b>	<b>662</b>	<b>8,562</b>	<b>8,299</b>
<b>MALE - TOTAL</b>	<b>34,613</b>	<b>6,078</b>	<b>40,691</b>	<b>37,986</b>
<b>FEMALE STATE</b>				
ASPC-Perryville	4,214	141	4,355	4,323
ASPC-Tucson	25	0	25	3
ASPC-Phoenix	20	0	20	0
<b>FEMALE -TOTAL</b>	<b>4,259</b>	<b>141</b>	<b>4,400</b>	<b>4,326</b>
<b>PRISON TOTAL</b>	<b>38,872</b>	<b>6,219</b>	<b>45,091</b>	<b>42,312</b>
<b>COMMUNITY SUPERVISION OFFENDERS</b>				<b>5,635</b>
<b>ADC TOTAL</b>				<b>47,947</b>

**INMATE BED CAPACITY & POPULATION DETAIL**

CATEGORY	MALE	FEMALE	TOTAL
Operating Capacity Beds	40,691	4,400	45,091
Inmate Population	37,986	4,326	42,312
Bed Surplus / (Deficit)	2,705	74	2,779
Month's Admissions	1,224	238	1,462
Month's Releases*	1,254	228	1,482
Month's Growth	(30)	10	(20)

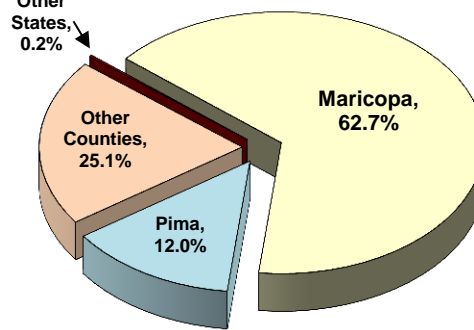
(\*Releasees Served an Average of 26 months)

**MONTHLY POPULATION CHANGE**

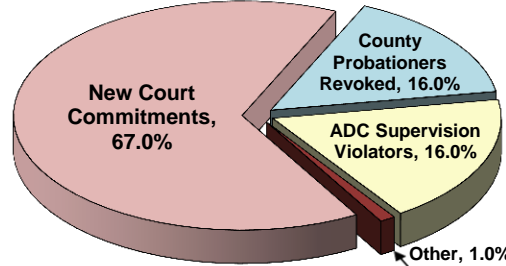


Snap-shot of Population on Last Day of Each Month

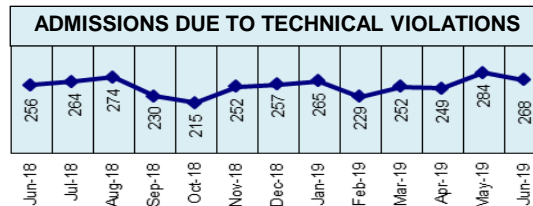
**COMMITTED POPULATION BY COUNTY OF CONVICTION**



**ADC HAS ADMITTED 18,159 INMATES FY 2019 YEAR TO DATE**



**ADC HAS RELEASED 17,960 INMATES FY 2019 YEAR TO DATE**



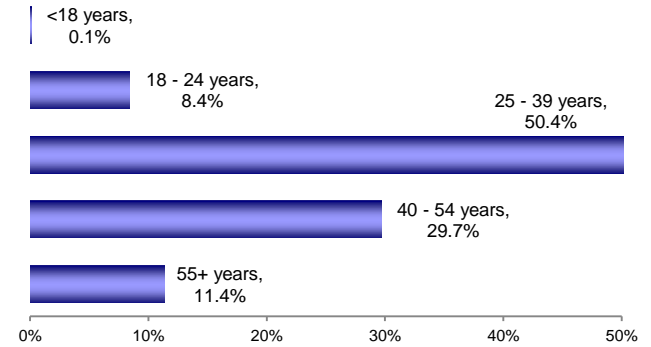
**SPECIAL POPULATION GROUPS**

SENTENCE TYPE	MALE	FEMALE	TOTAL
Death Row	113	3	116
Minors	43	3	46
Veterans	2,351	25	2,376

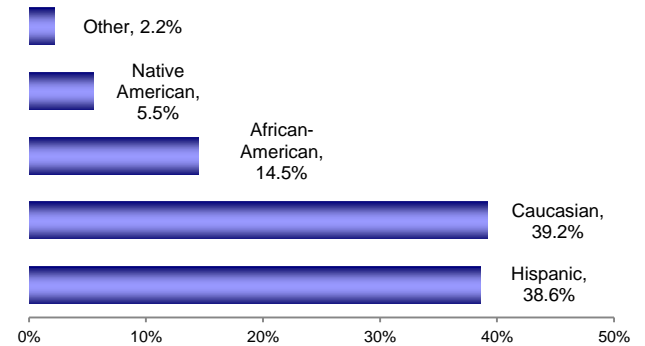
**CITIZENSHIP / GENDER DISTRIBUTION**

	MALE	FEMALE	TOTAL	%
US Citizens	34,836	4,193	39,029	92.2%
Crim Aliens	3,150	133	3,283	7.8%
<b>TOTAL</b>	<b>37,986</b>	<b>4,326</b>	<b>42,312</b>	<b>100.0%</b>
<b>%</b>	<b>89.8%</b>	<b>10.2%</b>		<b>100.0%</b>

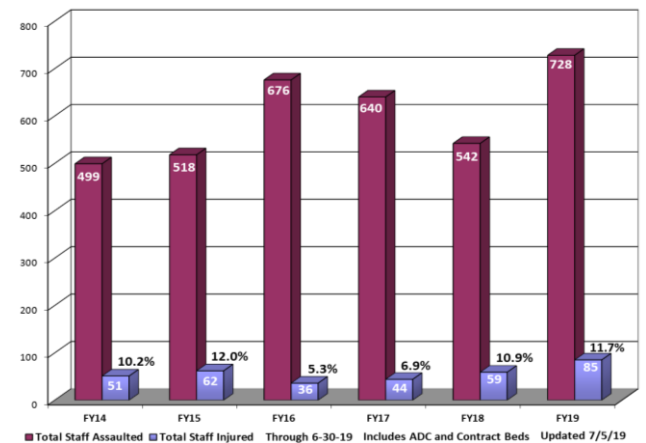
**AGE DISTRIBUTION**



**ETHNIC DISTRIBUTION**



**TOTAL STAFF ASSAULTED - WITH INJURY**



<b>ADC CONSTITUENT CONTACTS</b>	<b>3,526</b>
<b>ADC PERSONNEL ON MILITARY LEAVE</b>	<b>109</b>
<b>ADC PERSONNEL ON MILITARY STANDBY</b>	<b>43</b>