

**FEBRUARY 2019**

**INMATE PROGRAMS**

ADC assesses the recidivism risk and programming needs of each inmate during intake. Assessment results, along with sentence structure, are used to prioritize inmate programmatic goals and placement.

Program Enrollment	Sub-Total	TOTAL
ADC Education		<b>5,088</b>
Functional Literacy	1,150	
High School Equivalency	2,241	
Special Education	128	
Career & Technical Education	1,569	
Addiction Treatment *		<b>878</b>
Sex Offender Treatment		<b>243</b>
Self-Improvement		<b>5,651</b>
Work Programs		<b>24,139</b>
Arizona Correctional Industries		
· Labor Contracts	1,176	
· Owned & Operated	693	
Intergovernmental Agreements	2,028	
Work Incentive Pay Program	20,242	
<b>Total Program Enrollments **</b>		<b>35,999</b>

\* Seventy-eight percent of inmates assessed at intake have significant substance abuse histories.

\*\* Inmates may be enrolled in more than one program.

**INMATE CONTRIBUTIONS / REPARATIONS**

AZ COMMUNITY LABOR	This Month	FY YTD
Fire Crew Hours	15,113	189,550
Public Sector Work Crew Hours	148,502	1,316,078
ADOT Crews Hours	16,064	144,119

**AZ CRIME VICTIMS**

Court Ordered Restitution Collected	\$116,947	\$995,913
Victims' Compensation Collected	\$2,145	\$15,939
Victim Notifications of Release	246	2,358

**INMATE HEALTH SERVICES**

Hospital Admissions.....	98	
Inmates With: HIV...208	Active TB...0	Hepatitis C...7,819
Inmates Requiring Ongoing Mental Health Services.....	12,176	

**INMATE CONDUCT / INMATE GRIEVANCES**

Inmate / Inmate Assaults.....25	Inmate Grievances.....346
Inmate / Staff Assaults.....43	

**FEBRUARY 2019**

**INMATE COMMITMENT OFFENSES**

OFFENSE	US Citizens	Crim. Aliens	TOTAL	%
Arson	136	7	143	0.3%
Assault	5,217	316	5,533	13.2%
Auto Theft	1,933	40	1,973	4.7%
Burglary/Criminal Trespass	2,797	72	2,869	6.9%
Child/Adult Abuse	291	15	306	0.7%
Child Molestation	1,444	302	1,746	4.2%
Criminal Damage	149	6	155	0.4%
Domestic Violence	154	4	158	0.4%
Drug Possession (All)	3,734	60	3,794	9.1%
<i>Marijuana Only</i>	213	5	218	0.5%
Drug Sales/Trafficking	3,859	1,008	4,867	11.6%
DUI	1,309	114	1,423	3.4%
Escape	172	7	179	0.4%
Forgery	375	10	385	0.9%
Fraud	279	7	286	0.7%
Identity Theft	369	12	381	0.9%
Kidnapping	1,066	239	1,305	3.1%
Manslaughter/Neg. Homicide	657	98	755	1.8%
Murder	2,754	391	3,145	7.5%
Other	1,533	80	1,613	3.9%
Rape/Sexual Assault	513	70	583	1.4%
Robbery	3,389	176	3,565	8.5%
Sex Offense	2,555	296	2,851	6.8%
Theft	1,003	22	1,025	2.5%
Trafficking in Stolen Property	629	12	641	1.5%
Weapons Offense	1,857	48	1,905	4.6%
<b>TOTAL</b>	<b>38,387</b>	<b>3,417</b>	<b>41,804</b>	<b>100.0%</b>
<b>%</b>	<b>91.8%</b>	<b>8.2%</b>		<b>100.0%</b>

**INMATE CRIMINAL HISTORY**

	US Citizens	Crim. Aliens	TOTAL	%
Violent Offenders *	28,843	2,278	31,121	74.4%
· <i>Current</i>	20,275	1,923	22,198	53.1%
· <i>Historical</i>	8,568	355	8,923	21.3%
Non-Violent Offenders	9,544	1,139	10,683	25.6%
<b>TOTAL</b>	<b>38,387</b>	<b>3,417</b>	<b>41,804</b>	<b>100.0%</b>


\* Total Violent Offenders; includes offenders of a non-violent statute who have used a weapon or caused an injury

	US Citizens	Crim. Aliens	TOTAL	%
Prior ADC Prison Term	20,521	581	21,102	50.5%
First ADC Prison Term	17,866	2,836	20,702	49.5%
<b>TOTAL</b>	<b>38,387</b>	<b>3,417</b>	<b>41,804</b>	<b>100.0%</b>

**The Arizona Department of Corrections**

**Charles L. Ryan**  
Director

**CORRECTIONS**  
**AT A**  
**GLANCE**



**FEBRUARY 2019**

This report contains preliminary statistics as of the end of the month. Changes/updates will be posted on the ADC website. Please refer to the online reports for the most current data.

**For further information, contact:**  
Arizona Department of Corrections  
Strategic Planning and Policy  
1601 West Jefferson Street  
Phoenix, Arizona 85007  
602-542-1576  
<https://corrections.az.gov/>

This document is available in alternative formats by contacting Central Office Public Access at: 602-542-5886

**ADC CENSUS**

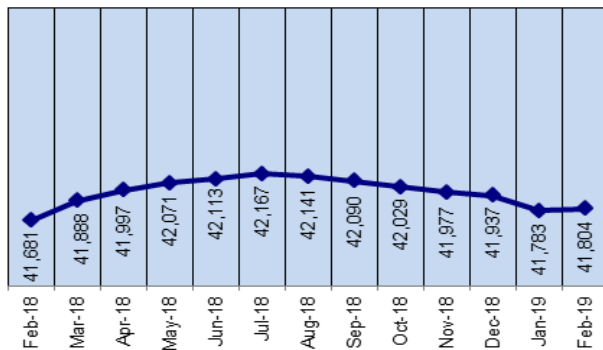
FACILITY	RATED	TEMP	OP CAP*	POP
ASPC-Douglas	1,805	343	2,148	1,788
ASPC-Eyman	3,976	1,801	5,777	5,668
ASPC-Florence	3,284	697	3,981	3,653
ASPC-Lewis	5,104	850	5,974	5,365
ASPC-Perryville	4,214	4	4,275	4,165
ASPC-Phoenix	552	160	720	515
ASPC-Safford	1,453	416	1,869	1,473
ASPC-Tucson	4,600	467	5,093	4,917
ASPC-Winslow	1,626	216	1,842	1,211
ASPC-Yuma	4,350	420	4,770	4,750
In-State Pvt. Prisons	7,900	662	8,562	8,299
<b>PRISON TOTAL</b>	<b>38,864</b>	<b>6,036</b>	<b>45,011</b>	<b>41,804</b>
<b>COMMUNITY SUPERVISION OFFENDERS</b>				<b>5,627</b>
<b>ADC TOTAL</b>				<b>47,431</b>

\*OP CAP: Operating Capacity Beds = Rated Beds + Temporary Beds

**INMATE BED CAPACITY & POPULATION DETAIL**

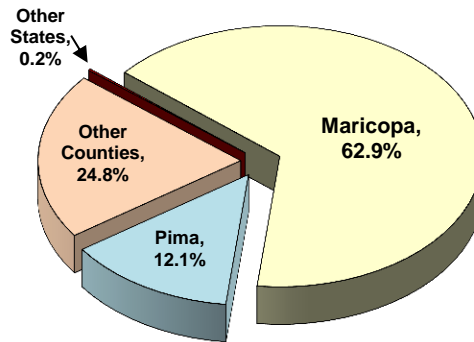
CATEGORY	MALE	FEMALE	TOTAL
Operating Capacity Beds	40,691	4,320	45,011
Inmate Population	37,628	4,176	41,804
Bed Surplus / (Deficit)	3,063	144	3,207
Month's Admissions	1,140	215	1,355
Month's Releases	1,141	193	1,334
Month's Growth	(1)	22	21

**MONTHLY POPULATION CHANGE**

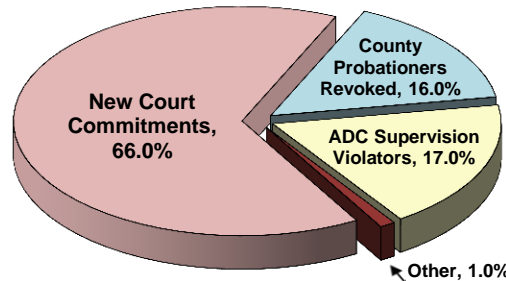


Snap-shot of Population on Last Day of Each Month

**COMMITTED POPULATION BY COUNTY OF CONVICTION**



**ADC HAS ADMITTED 11,727 INMATES FY 2019 YEAR TO DATE**



**ADC HAS RELEASED 12,036 INMATES FY 2019 YEAR TO DATE**

**Releasees Served an Average of 26 Months:**  
 Served Over 1 Year.....55%  
 Served 6 Months to 1 Year.....14%  
 Served Less Than 6 Months.....31%

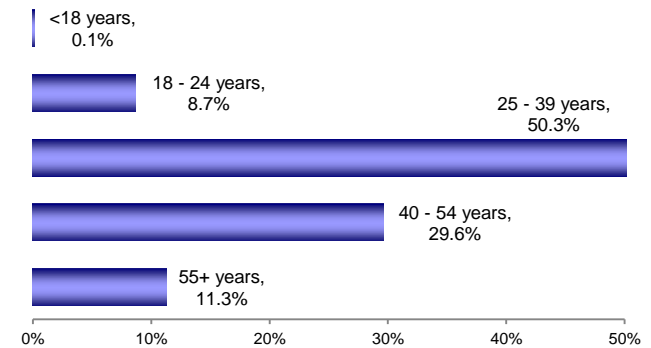
**SPECIAL POPULATION GROUPS**

SENTENCE TYPE	MALE	FEMALE	TOTAL
Death Row	112	3	115
Minors	46	3	49
Veterans	2,347	27	2,374

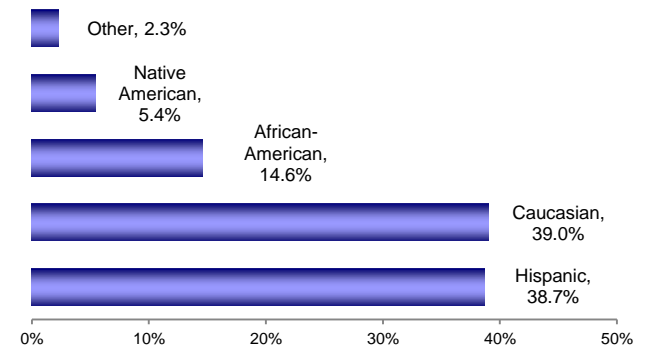
**CITIZENSHIP / GENDER DISTRIBUTION**

	MALE	FEMALE	TOTAL	%
US Citizens	34,347	4,040	38,387	91.8%
Crim Aliens	3,281	136	3,417	8.2%
<b>TOTAL</b>	<b>37,628</b>	<b>4,176</b>	<b>41,804</b>	<b>100.0%</b>
%	90.0%	10.0%		100.0%

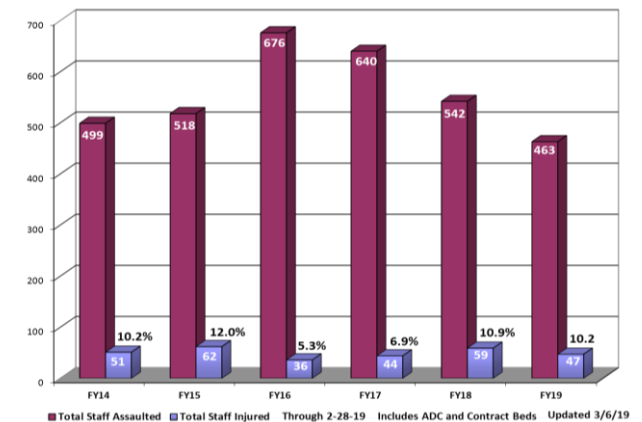
**AGE DISTRIBUTION**



**ETHNIC DISTRIBUTION**



**TOTAL STAFF ASSAULTED - WITH INJURY**



**ADC CONSTITUENT CONTACTS** 3,404  
**ADC PERSONNEL ON MILITARY LEAVE** 104  
**ADC PERSONNEL ON MILITARY STANDBY** 47