

**AUGUST 2019**

**INMATE PROGRAMS**

ADC assesses the recidivism risk and programming needs of each inmate during intake. Assessment results, along with sentence structure, are used to prioritize inmate programmatic goals and placement.

Program Enrollment	Sub-Total	TOTAL
ADC Education		<b>5,232</b>
Functional Literacy	1,300	
High School Equivalency	2,325	
Special Education	101	
Career & Technical Education	1,506	
Addiction Treatment *		<b>813</b>
Sex Offender Treatment		<b>223</b>
Self-Improvement		<b>5,695</b>
Work Programs		<b>25,614</b>
Arizona Correctional Industries		
· Labor Contracts	1,230	
· Owned & Operated	729	
Intergovernmental Agreements	2,109	
Work Incentive Pay Program	21,546	
<b>Total Program Enrollments **</b>		<b>37,577</b>

\* Seventy-eight percent of inmates assessed at intake have significant substance abuse histories.

\*\* Inmates may be enrolled in more than one program.

**INMATE CONTRIBUTIONS / REPARATIONS**

AZ COMMUNITY LABOR	This Month	FY YTD
Fire Crew Hours	44,288	96,013
Public Sector Work Crew Hours	184,896	354,024
ADOT Crews Hours	19,445	36,426

**AZ CRIME VICTIMS**

Court Ordered Restitution Collected	\$133,646	\$289,308
Victims' Compensation Collected	\$10,781	\$17,718
Victim Notifications of Release	238	609

**INMATE HEALTH SERVICES**

Hospital Admissions.....	160	
Inmates With: HIV...245	Active TB...1	Hepatitis C...7,092
Inmates Requiring Ongoing Mental Health Services.....	12,360	

**INMATE CONDUCT / INMATE GRIEVANCES**

Inmate / Inmate Assaults.....27	Inmate Grievances.....418
Inmate / Staff Assaults.....64	

**AUGUST 2019**

**INMATE COMMITMENT OFFENSES**

OFFENSE	US Citizens	Crim. Aliens	TOTAL	%
Arson	137	7	144	0.3%
Assault	5,299	297	5,596	13.2%
Auto Theft	2,045	39	2,084	4.9%
Burglary/Criminal Trespass	2,804	60	2,864	6.7%
Child/Adult Abuse	302	18	320	0.8%
Child Molestation	1,442	301	1,743	4.1%
Criminal Damage	139	7	146	0.3%
Domestic Violence	155	2	157	0.4%
Drug Possession (All)	3,830	75	3,905	9.2%
<i>Marijuana Only</i>	230	5	235	0.6%
Drug Sales/Trafficking	3,992	884	4,876	11.5%
DUI	1,383	116	1,499	3.5%
Escape	160	7	167	0.4%
Forgery	379	7	386	0.9%
Fraud	285	7	292	0.7%
Identity Theft	365	8	373	0.9%
Kidnapping	1,089	231	1,320	3.1%
Manslaughter/Neg. Homicide	662	91	753	1.8%
Murder	2,793	386	3,179	7.5%
Other	1,616	78	1,694	4.0%
Rape/Sexual Assault	524	71	595	1.4%
Robbery	3,402	167	3,569	8.4%
Sex Offense	2,623	301	2,924	6.9%
Theft	1,024	19	1,043	2.5%
Trafficking in Stolen Property	632	11	643	1.5%
Weapons Offense	1,899	50	1,949	4.6%
<b>TOTAL</b>	<b>39,211</b>	<b>3,245</b>	<b>42,456</b>	<b>100.0%</b>
<b>%</b>	<b>92.4%</b>	<b>7.6%</b>		<b>100.0%</b>

**INMATE CRIMINAL HISTORY**

	US Citizens	Crim. Aliens	TOTAL	%
Violent Offenders *	29,440	2,219	31,659	74.6%
· <i>Current</i>	20,538	1,877	22,415	52.8%
· <i>Historical</i>	8,902	342	9,244	21.8%
Non-Violent Offenders	9,771	1,026	10,797	25.4%
<b>TOTAL</b>	<b>39,211</b>	<b>3,245</b>	<b>42,456</b>	<b>100.0%</b>

\* Total Violent Offenders; includes offenders of a non-violent statute who have used a weapon or caused an injury

	US Citizens	Crim. Aliens	TOTAL	%
Prior ADC Prison Term	21,064	553	21,617	50.9%
First ADC Prison Term	18,147	2,692	20,839	49.1%
<b>TOTAL</b>	<b>39,211</b>	<b>3,245</b>	<b>42,456</b>	<b>100.0%</b>

**The Arizona Department of Corrections**

**Charles L. Ryan**  
Director

**CORRECTIONS**  
**AT A**  
**GLANCE**



**AUGUST 2019**

This report contains preliminary statistics as of the end of the month. Changes/updates will be posted on the ADC website. Please refer to the online reports for the most current data.

**For further information, contact:**  
Arizona Department of Corrections  
Office of Strategic Planning  
1601 West Jefferson Street  
Phoenix, Arizona 85007  
602-542-1576  
<https://corrections.az.gov/>

This document is available in alternative formats by contacting Central Office Public Access at: 602-542-5886

**ADC CENSUS**

\*OP CAP: Operating Capacity Beds = Rated Beds + Temporary Beds

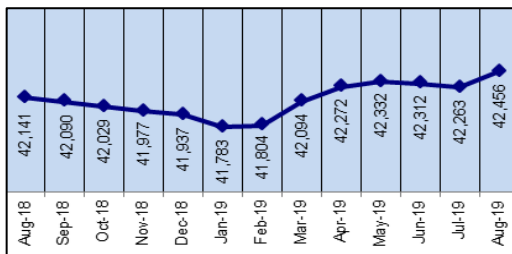
FACILITY	RATED	TEMP	OP CAP*	POP
<b>MALE - STATE</b>				
ASPC-Douglas	1,805	343	2,148	2,059
ASPC-Eyman	3,984	1,793	5,777	5,682
ASPC-Florence	3,284	697	3,981	3,940
ASPC-Phoenix	532	168	700	525
ASPC-Lewis	5,104	870	5,974	4,683
ASPC-Safford	1,453	416	1,869	1,711
ASPC-Tucson	4,575	493	5,068	5,093
ASPC-Winslow	1,626	216	1,842	1,282
ASPC-Yuma	4,350	420	4,770	4,832
<b>STATE TOTAL</b>	<b>26,713</b>	<b>5,416</b>	<b>32,129</b>	<b>29,807</b>
<b>PRIVATE TOTAL</b>	<b>7,900</b>	<b>662</b>	<b>8,562</b>	<b>8,295</b>
<b>MALE - TOTAL</b>	<b>34,613</b>	<b>6,078</b>	<b>40,691</b>	<b>38,102</b>
<b>FEMALE - STATE</b>				
ASPC-Perryville	4,214	141	4,355	4,350
ASPC-Tucson	25	0	25	3
ASPC-Phoenix	20	0	20	1
<b>FEMALE - TOTAL</b>	<b>4,259</b>	<b>141</b>	<b>4,400</b>	<b>4,354</b>
<b>PRISON TOTAL</b>	<b>38,872</b>	<b>6,219</b>	<b>45,091</b>	<b>42,456</b>
<b>COMMUNITY SUPERVISION OFFENDERS</b>				<b>5,581</b>
<b>ADC TOTAL</b>				<b>48,037</b>

**INMATE BED CAPACITY & POPULATION DETAIL**

CATEGORY	MALE	FEMALE	TOTAL
Operating Capacity Beds	40,691	4,400	45,091
Inmate Population	38,102	4,354	42,456
Bed Surplus / (Deficit)	2,589	46	2,635
Month's Admissions	1,368	294	1,662
Month's Releases*	1,251	218	1,469
Month's Growth	117	76	193

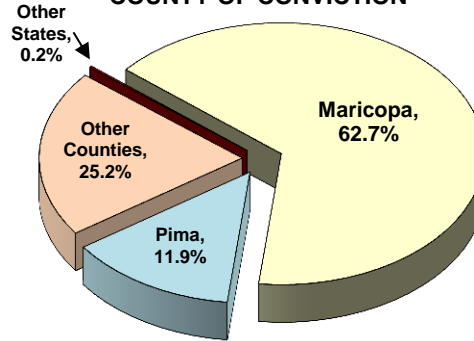
(\*Releasees Served an Average of 25 months)

**MONTHLY POPULATION CHANGE**

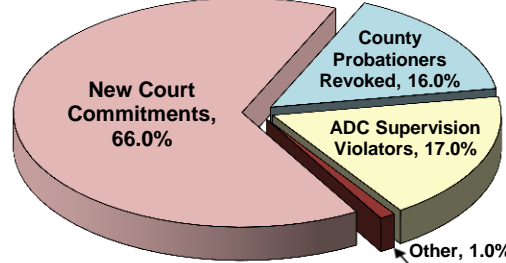


Snap-shot of Population on Last Day of Each Month

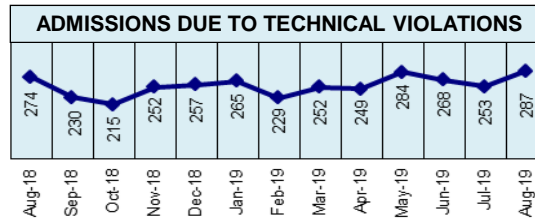
**COMMITTED POPULATION BY COUNTY OF CONVICTION**



**ADC HAS ADMITTED 3,180 INMATES FY 2020 YEAR TO DATE**



**ADC HAS RELEASED 3,036 INMATES FY 2020 YEAR TO DATE**



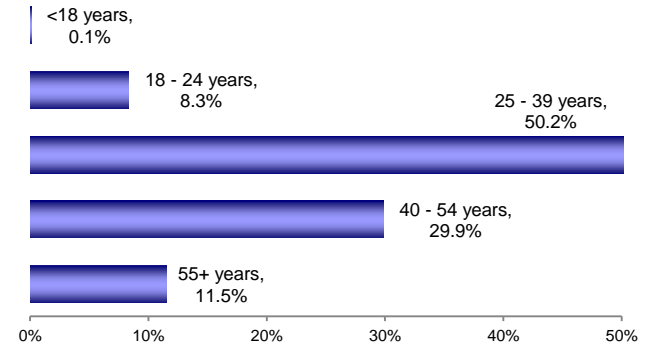
**SPECIAL POPULATION GROUPS**

SENTENCE TYPE	MALE	FEMALE	TOTAL
Death Row	113	3	116
Minors	50	3	53
Veterans	2,354	24	2,378

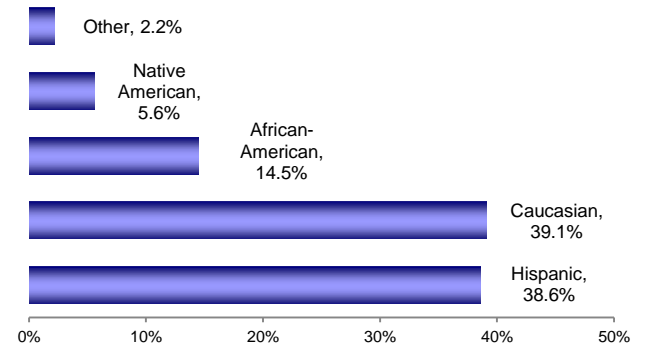
**CITIZENSHIP / GENDER DISTRIBUTION**

	MALE	FEMALE	TOTAL	%
US Citizens	34,983	4,228	39,211	92.4%
Crim Aliens	3,119	126	3,245	7.6%
<b>TOTAL</b>	<b>38,102</b>	<b>4,354</b>	<b>42,456</b>	<b>100.0%</b>
<b>%</b>	<b>89.7%</b>	<b>10.3%</b>		<b>100.0%</b>

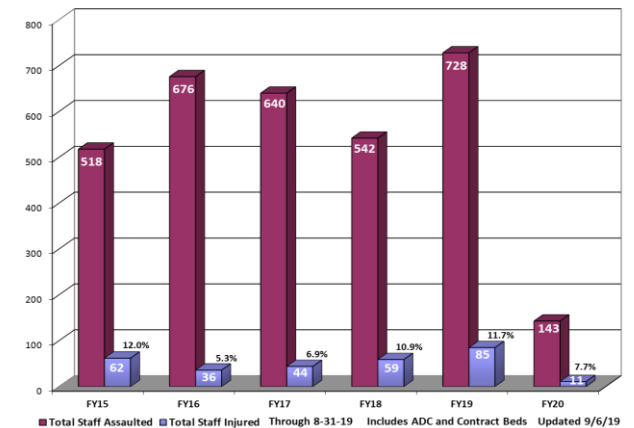
**AGE DISTRIBUTION**



**ETHNIC DISTRIBUTION**



**TOTAL STAFF ASSAULTED - WITH INJURY**



<b>ADC CONSTITUENT CONTACTS</b>	<b>3,947</b>
<b>ADC PERSONNEL ON MILITARY LEAVE</b>	<b>100</b>
<b>ADC PERSONNEL ON MILITARY STANDBY</b>	<b>49</b>