

Inmate Assault, Self-Harm, & Mortality Data

FY 2019 as of 9/30/2018

INMATE ASSAULTS ON STAFF

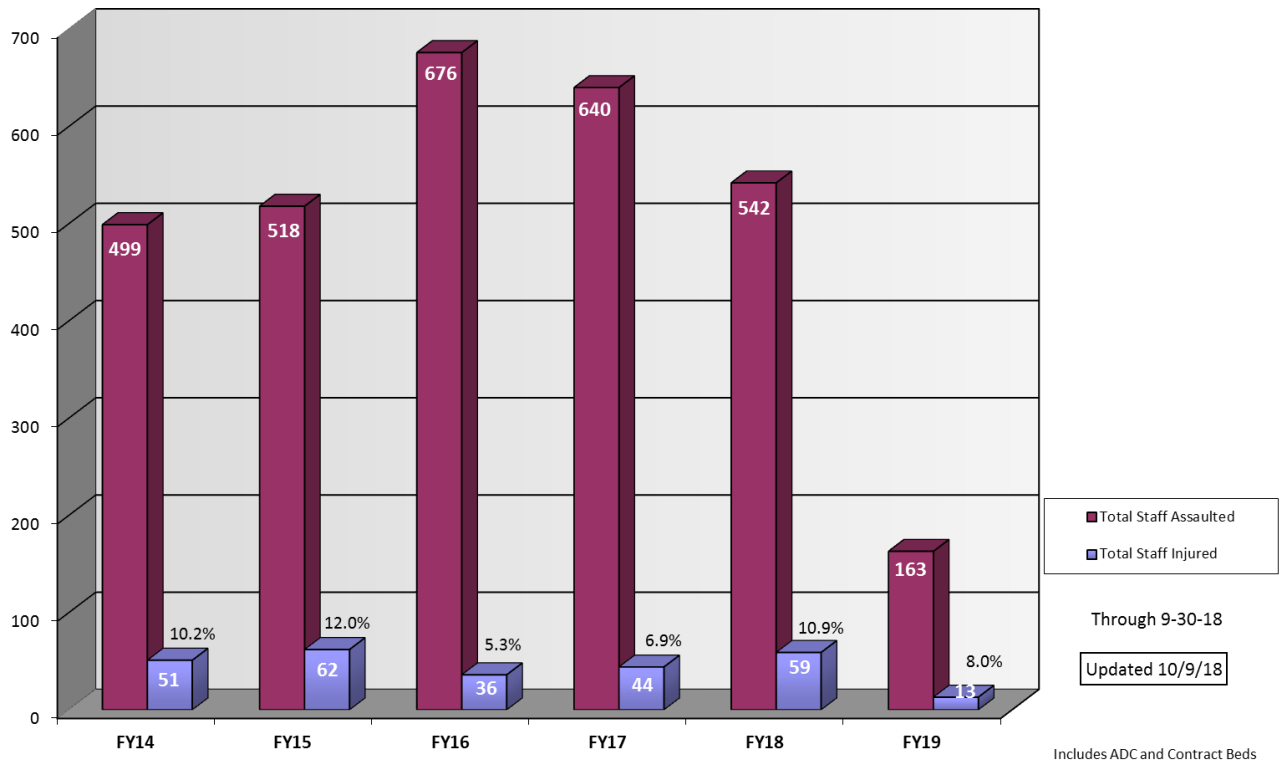
	FY09	FY10	FY11	FY12	FY13	FY14	FY15	FY16	FY17	FY18	FY19*
ADC Staff	307	329	362	343	335	412	433	560	545	466	137
**Contract Beds Staff	23	21	20	34	23	41	33	30	35	25	9
Totals	330	350	382	377	358	453	466	590	580	491	146

*FY 2019 as of 9/30/2018

**Contract Beds represent the lowest custody level (minimum) and two medium security units.

TOTAL STAFF ASSAULTED – WITH INJURY

Total Staff Assaulted - with Injury



**INMATE ON STAFF ASSAULT
CASE SUBMISSION AND DISPOSITION**

FISCAL YEAR	FY12		FY13		FY14		FY15		FY16		FY17		FY18		FY19		TOTAL	TOTAL
Submitted for Prosecution	67		69		73		68		63		69		70		3		482	PERCENT
Convictions	61	91.0%	53	76.8%	61	83.6%	58	85.3%	40	63.5%	26	37.7%	19	27.1%	0	0.0%	318	66.0%
Indicted - Pending Disposition	0	0.0%	0	0.0%	1	1.4%	5	7.4%	10	15.9%	24	34.8%	27	38.6%	3	100.0%	70	14.5%
Declined/Dismissed	6	9.0%	16	23.2%	10	13.7%	4	5.9%	8	12.7%	8	11.6%	8	11.4%	0	0.0%	60	12.4%
Pending CA Decision	0	0.0%	0	0.0%	1	1.4%	1	1.5%	5	7.9%	11	15.9%	16	22.9%	0	0.0%	34	7.1%
TOTAL	67	100.0%	69	100.0%	73	100.0%	68	100.0%	63	100.0%	69	100.0%	70	100.0%	3	100.0%	482	100.0%

*FY 2019 as of 9/30/2018

Includes ADC and Contract Beds

CA – County Attorney

Of the 318 convictions since FY 2012, 279 (88.0%) resulted in sentences to be served consecutively; and 37 (11.0%) resulted in sentences to be served concurrently; and 2 (1.0%) convictions not yet sentenced.

**INMATE DISCIPLINARY ACTIONS
RESULTING FROM STAFF ASSAULT**

FY	Disc.	Assaults	Disc. Per Assault
2012	478	377	1.27
2013	428	358	1.20
2014	473	453	1.04
2015	550	466	1.18
2016	661	590	1.12
2017	521	580	0.90
2018	474	491	0.97
2019*	110	146	0.75
Total	3,695	3,461	1.07

*FY 2019 as of 9/30/2018; does not include cases that are pending
Includes ADC and Contract Beds

INMATE ON INMATE ASSAULTS AND FIGHTS

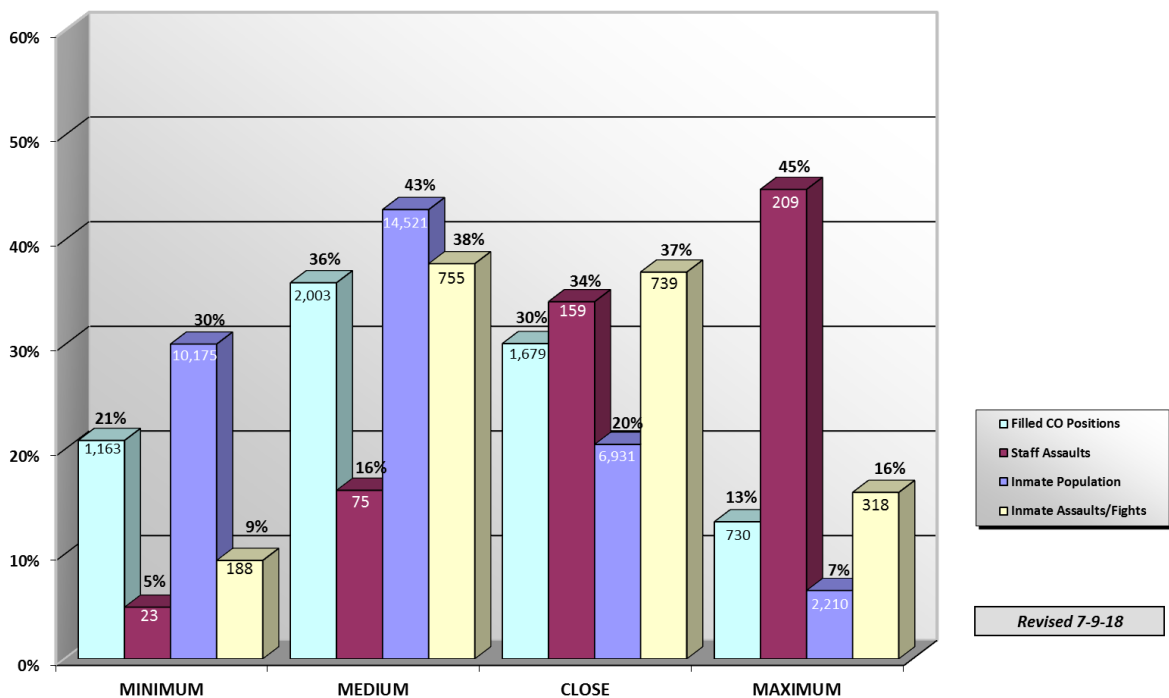
	FY12	FY13	FY14	FY15	FY16	FY17	FY18	FY19*
ADC	1,510	1,623	1,837	2,019	2,229	2,074	2,000	501
**Contract Beds	159	135	161	171	151	199	204	58
Totals	1,669	1,758	1,998	2,190	2,380	2,273	2,204	559

*FY 2019 as of 9/30/2018

**Contract Beds represent the lowest custody level (minimum) and two medium security units.

Population and Assault-Fight Comparison

FY 2018

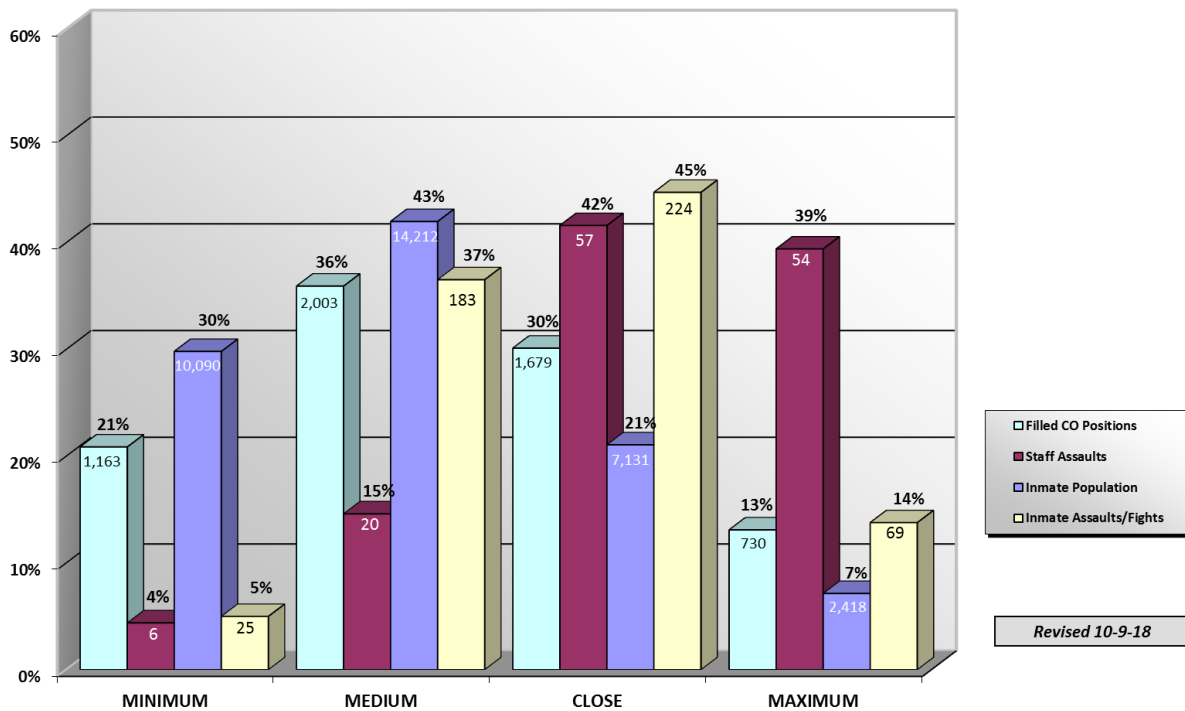


"Filled CO Positions" refers to ADC staff only; this graph excludes Contract Beds.

Revised 7-9-18

Population and Assault-Fight Comparison

FY 2019
(Through 9-30-18)



"Filled CO Positions" refers to ADC staff only; this graph excludes Contract Beds.

Revised 10-9-18

**INMATE SELF-HARM ATTEMPTS
BY YEAR AND TYPE**

FY	CUTTING	OVERDOSE	BLUNT FORCE	HANGING	FIRES	TOTALS
2014	134	121	70	48	6	379
2015	197	146	93	50	13	499
2016	193	101	89	57	12	452
2017	287	138	246	80	12	763
2018	278	214	139	73	4	708
*2019	122	57	40	30	5	254
TOTALS:	1,211	777	667	338	52	3,055

*FY 2019 as of 9/30/2018

Includes ADC and Contract Beds

Hanging/Strangulation: Restricting/blocking, or limiting the breathing function/ability.

Cutting/Burning/Biting: Inflicting cuts, burns, or bites to the skin surface. This would include any level of lethality (superficial, moderate, serious, etc.)

Overdose/Ingestion/Insertion: Ingesting, inserting of substances (drugs/medications/non-edible items, etc.) or foreign bodies.

Blunt Force: Hitting self, head banging, kicking, jumping, etc.

Miscellaneous: Other methods not otherwise captured in the above definitions.

**INMATE DEATHS
BY YEAR AND CAUSE**

TYPE	FY 09	FY 10	FY 11	FY 12	FY 13	FY 14	FY 15	FY 16	FY 17	FY 18	FY 19*	Total
Natural Causes	79	67	64	71	66	91	82	102	107	105	22	856
Suicide	6	10	13	6	7	8	6	6	8	7	1	78
Accidental	4	4	5	7	7	3	6	11	15	12	2	76
Homicide	4	5	4	3	3	3	5	6	6	11	0	50
TOTAL	93	86	86	87	83	105	99	125	136	135	25	1,060
ADP	39,626	40,458	40,226	40,011	40,048	41,084	42,132	42,902	42,428	42,113	*42,090	

*FY 2019 as of 9/30/2018

** Actual inmate population as of 9/30/2018

Includes ADC and Contract Beds

ADP – Average Daily Population (for Fiscal Year)

Cause of death figures are subject to change based on official medical examiner reports, which may be issued in a subsequent month.