



**ARIZONA DEPARTMENT OF CORRECTIONS,
REHABILITATION AND REENTRY**

Inmate Assault, Self-Harm, & Mortality Data

FY 2022 as of 8/31/2021

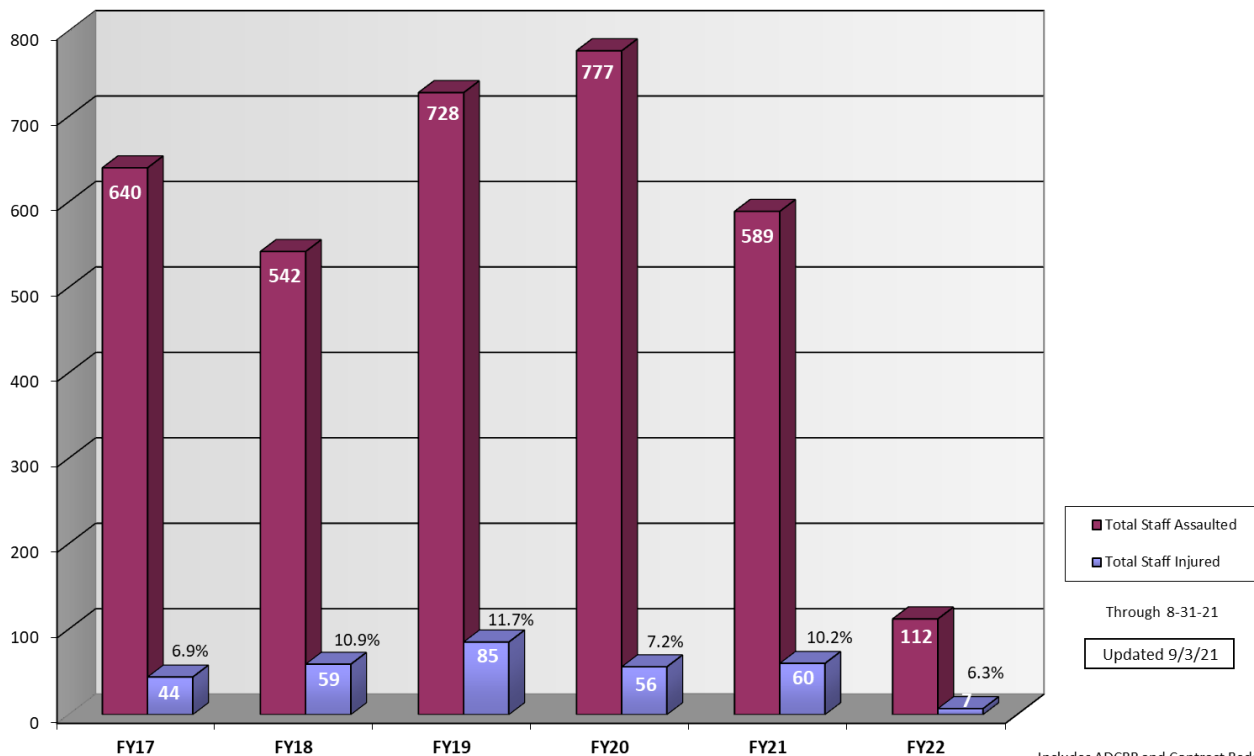
INMATE ASSAULTS ON STAFF

	FY12	FY13	FY14	FY15	FY16	FY17	FY18	FY19	FY20	FY21	FY22*
ADCRR Staff	343	335	412	433	560	545	466	617	752	568	98
**Contract Beds Staff	34	23	41	33	30	35	25	26	25	21	2
Totals	377	358	453	466	590	580	491	643	777	589	100

*FY 2022 as of 8/31/2021

**Contract Beds represent the lowest custody level (minimum) and two medium security units.

TOTAL STAFF ASSAULTED – WITH INJURY



INMATE ON STAFF ASSAULT CASE SUBMISSION AND DISPOSITION

FISCAL YEAR	FY12		FY13		FY14		FY15		FY16		FY17		FY18		FY19		FY20		FY21		FY22		TOTAL	TOTAL PERCENT
Submitted for Prosecution	67		69		73		68		61		69		82		64		90		57		26		726	
Convictions	61	91.0%	53	76.8%	62	84.9%	63	92.6%	48	78.7%	54	78.3%	66	80.5%	47	73.4%	36	40.0%	14	24.6%	0	0.0%	504	69.4%
Indicted - Pending Disposition	0	0.0%	0	0.0%	0	0.0%	0	0.0%	0	0.0%	1	1.4%	0	0.0%	7	10.9%	29	32.2%	25	43.9%	1	3.8%	63	8.7%
Declined/Dismissed	6	9.0%	16	23.2%	11	15.1%	5	7.4%	13	21.3%	14	20.3%	13	15.9%	9	14.1%	12	13.3%	2	3.5%	1	3.8%	102	14.0%
Pending CA Decision	0	0.0%	0	0.0%	0	0.0%	0	0.0%	0	0.0%	0	0.0%	3	3.7%	1	1.6%	13	14.4%	16	28.1%	24	92.3%	57	7.9%
TOTAL	67	100.0%	69	100.0%	73	100.0%	68	100.0%	61	100.0%	69	100.0%	82	100.0%	64	100.0%	90	100.0%	57	100.0%	26	100.0%	726	100.0%

*FY 2022 as of 8/31/2021

Includes ADCRR and Contract Beds

CA – County Attorney

Of the 504 convictions since FY 2012, 410 (81.0%) resulted in sentences to be served consecutively; and 81 (16.0%) resulted in sentences to be served concurrently; and 13 (3.0%) convictions not yet sentenced.

INMATE DISCIPLINARY ACTIONS RESULTING FROM STAFF ASSAULT

FY	Disc.	Assaults	Disc. Per Assault
2012	478	377	1.27
2013	428	358	1.20
2014	473	453	1.04
2015	550	466	1.18
2016	661	590	1.12
2017	521	580	0.90
2018	474	491	0.97
2019	554	643	0.86
2020	583	777	0.75
2021	506	589	0.86
*2022	69	100	0.69
Total	5,297	5,424	97.6

*FY 2022 as of 8/31/2021; does not include cases that are pending
Includes ADCRR and Contract Beds

INMATE ON INMATE ASSAULTS AND FIGHTS

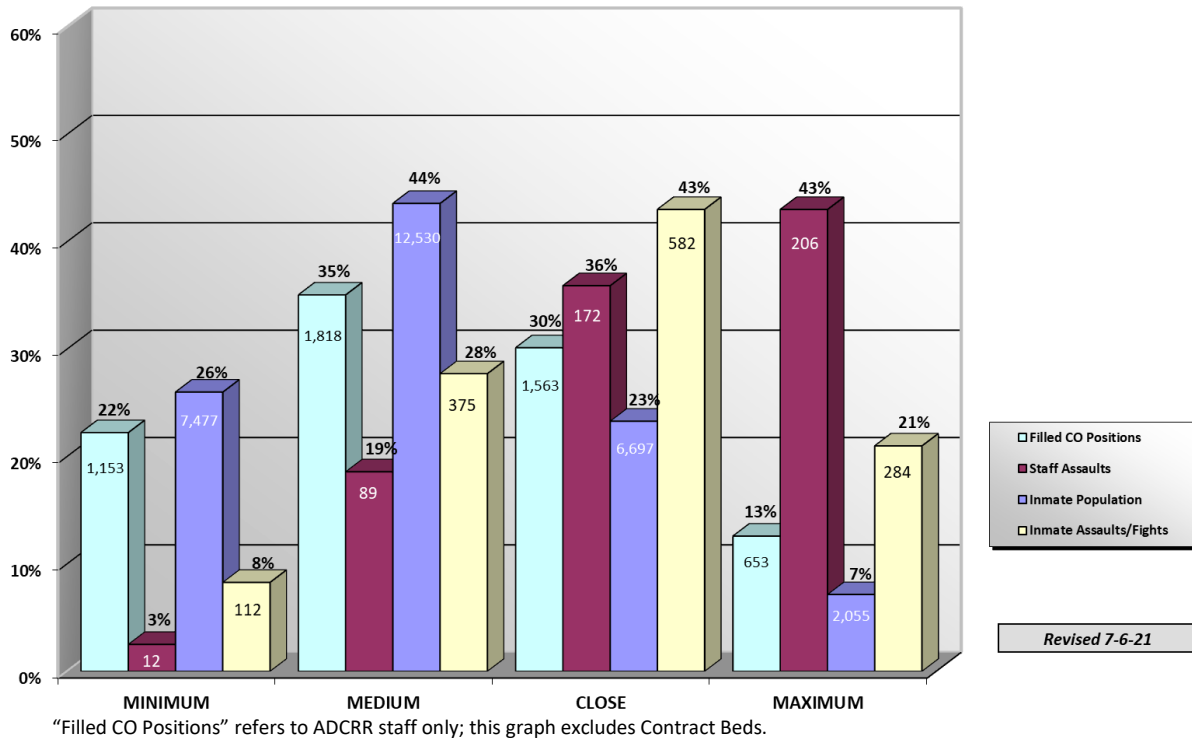
	FY13	FY14	FY15	FY16	FY17	FY18	FY19	FY20	FY21	FY22*
ADC	1,623	1,837	2,019	2,229	2,074	2,000	1,982	1,884	1,353	232
**Contract Beds	135	161	171	151	199	204	233	200	127	23
Totals	1,758	1,998	2,190	2,380	2,273	2,204	2,215	2,084	1,480	255

*FY 2022 as of 8/31/2021

**Contract Beds represent the lowest custody level (minimum) and two medium security units.

Population and Assault-Fight Comparison

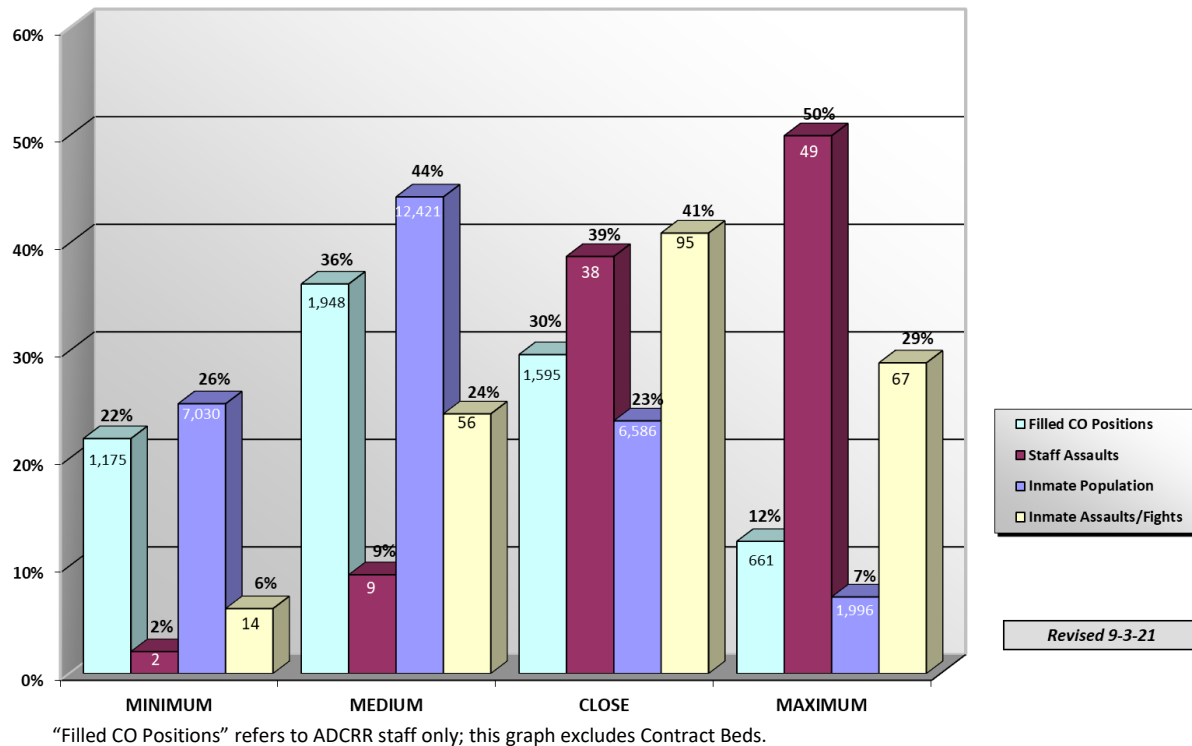
FY 2021



Revised 7-6-21

Population and Assault-Fight Comparison

FY 2022
(Through 8-31-21)



Revised 9-3-21

INMATE SELF-INJURIOUS BEHAVIOR AND SUICIDE ATTEMPTS

Because not all acts of inmate self-harm are suicide attempts, the Arizona Department of Corrections, Rehabilitation and Reentry (ADCRR) has adopted a new method of counting acts of inmate self-harm as of July 2018. This would include any level of lethality (superficial, moderate, serious, etc.) Based on a review by medical/mental health staff, these incidents will now be categorized as one of the following, based on the definitions below:

- Self-Injurious Behavior - Any act of self-harm without the intention to end one's life.
- Suicide Attempt - Any act of self-harm with the intention to end one's life.

This distinction will allow ADC to better understand these incidents and continue to refine prevention techniques. The table below displays the new content and format for this information moving forward.

	Self-Injurious Behavior						Suicide Attempt						Unknown	Suicide	TOTALS
	C	O/I	B	H/S	M	Total	C	O/I	B	H/S	M	Total			
FY19	1315	336	623	122	18	2414	51	48	7	61	5	172	0	7	2593
FY20	1257	313	668	148	13	2399	20	25	9	34	3	91	0	6	2496
FY21	850	239	484	98	13	1684	15	6	2	29	0	52	0	10	1746
FY22*															
21-Jul	68	51	20	13	2	154	0	0	0	0	0	0	0	0	154
21-Aug	93	6	24	2	1	126	0	0	0	2	0	2	0	1	129
TOTALS	161	57	44	15	3	280	0	0	0	2	0	2	0	1	283

*FY 2022 Data collected as of 8/31/2021

Includes ADCRR and Contract Beds

C - Cutting/Burning/Biting: Inflicting cuts, burns, or bites to the skin surface.

O/I - Overdose/Ingestion/Insertion: Ingesting, inserting of substances (drugs/medications/non-edible items, etc.) or foreign bodies.

B - Blunt Force: Hitting self, head banging, kicking, jumping, etc.

H/S - Hanging/Strangulation: Restricting/blocking, or limiting the breathing function/ability.

M - Miscellaneous: Other methods not otherwise captured in the above definitions.

INMATE DEATHS BY YEAR AND CAUSE

TYPE	FY 10	FY 11	FY 12	FY 13	FY 14	FY 15	FY 16	FY 17	FY 18	FY 19	FY 20	FY 21*	FY 22*	Total
Natural Causes	67	64	71	66	91	82	102	107	105	93	128	134	18	1128
Suicide	10	13	6	7	8	6	6	8	7	7	6	10	1	95
Accidental	4	5	7	7	3	6	11	15	12	17	8	7	2	104
Homicide	5	4	3	3	3	5	6	6	11	2	3	2	0	53
TOTAL	86	86	87	83	105	99	125	136	135	119	145	153	21	1,380
ADP	40,458	40,226	40,011	40,048	41,084	42,132	42,902	42,428	42,113	42,074	42,105	36,569	**35,489	

*FY 2022 as of 8/31/2021

Includes ADCRR and Contract Beds

** Actual inmate population as of 8/31/2021 ADP – Average Daily Population (for Fiscal Year)

Cause of death figures are subject to change based on official medical examiner reports, which may be issued in a subsequent month