



# ARIZONA DEPARTMENT OF CORRECTIONS, REHABILITATION AND REENTRY

## Inmate Assault, Self-Harm, & Mortality Data

FY 2021 as of 10/31/2020

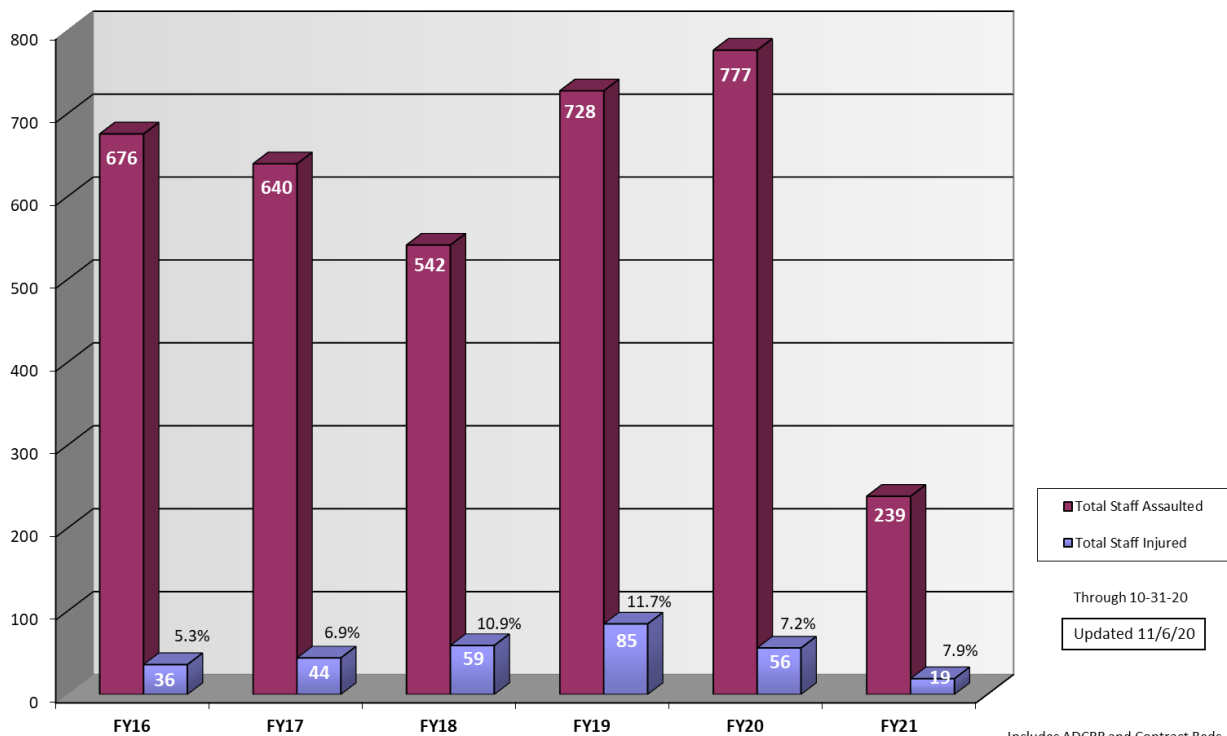
### INMATE ASSAULTS ON STAFF

	FY12	FY13	FY14	FY15	FY16	FY17	FY18	FY19	FY20	FY21*
<b>ADCRR Staff</b>	343	335	412	433	560	545	466	617	<b>752</b>	<b>230</b>
<b>**Contract Beds Staff</b>	34	23	41	33	30	35	25	26	<b>25</b>	<b>8</b>
<b>Totals</b>	<b>377</b>	<b>358</b>	<b>453</b>	<b>466</b>	<b>590</b>	<b>580</b>	<b>491</b>	<b>643</b>	<b>777</b>	<b>238</b>

\*FY 2021 as of 10/31/2020

\*\*Contract Beds represent the lowest custody level (minimum) and two medium security units.

### TOTAL STAFF ASSAULTED – WITH INJURY



## INMATE ON STAFF ASSAULT CASE SUBMISSION AND DISPOSITION

FISCAL YEAR	FY12		FY13		FY14		FY15		FY16		FY17		FY18		FY19		FY20		FY21		TOTAL	TOTAL
Submitted for Prosecution	67		69		73		68		61		69		78		64		92		26		667	PERCENT
Convictions	61	91.0%	53	76.8%	62	84.9%	63	92.6%	48	78.7%	54	78.3%	62	79.5%	43	67.2%	17	18.5%	0	0.0%	463	69.4%
Indicted - Pending Disposition	0	0.0%	0	0.0%	0	0.0%	0	0.0%	0	0.0%	1	1.4%	0	0.0%	12	18.8%	19	20.7%	8	30.8%	40	6.0%
Declined/Dismissed	6	9.0%	16	23.2%	11	15.1%	5	7.4%	13	21.3%	14	20.3%	14	17.9%	5	7.8%	7	7.6%	0	0.0%	91	13.6%
Pending CA Decision	0	0.0%	0	0.0%	0	0.0%	0	0.0%	0	0.0%	0	0.0%	2	2.6%	4	6.3%	49	53.3%	18	69.2%	73	10.9%
<b>TOTAL</b>	<b>67</b>	<b>100.0%</b>	<b>69</b>	<b>100.0%</b>	<b>73</b>	<b>100.0%</b>	<b>68</b>	<b>100.0%</b>	<b>61</b>	<b>100.0%</b>	<b>69</b>	<b>100.0%</b>	<b>78</b>	<b>100.0%</b>	<b>64</b>	<b>100.0%</b>	<b>92</b>	<b>100.0%</b>	<b>26</b>	<b>100.0%</b>	<b>667</b>	<b>100.0%</b>

\*FY 2021 as of 10/31/2020

Includes ADCRR and Contract Beds

CA – County Attorney

Of the 463 convictions since FY 2012, 382 (83.0%) resulted in sentences to be served consecutively; and 74 (16.0%) resulted in sentences to be served concurrently; and 7 (1.0%) convictions not yet sentenced.

## INMATE DISCIPLINARY ACTIONS RESULTING FROM STAFF ASSAULT

FY	Disc.	Assaults	Disc. Per Assault
2012	478	377	1.27
2013	428	358	1.20
2014	473	453	1.04
2015	550	466	1.18
2016	661	590	1.12
2017	521	580	0.90
2018	474	491	0.97
2019	554	643	0.86
2020	583	777	0.75
*2021	184	238	0.77
<b>Total</b>	<b>4,906</b>	<b>4,973</b>	<b>98.6</b>

\*FY 2021 as of 10/31/2020; does not include cases that are pending  
Includes ADCRR and Contract Beds

## INMATE ON INMATE ASSAULTS AND FIGHTS

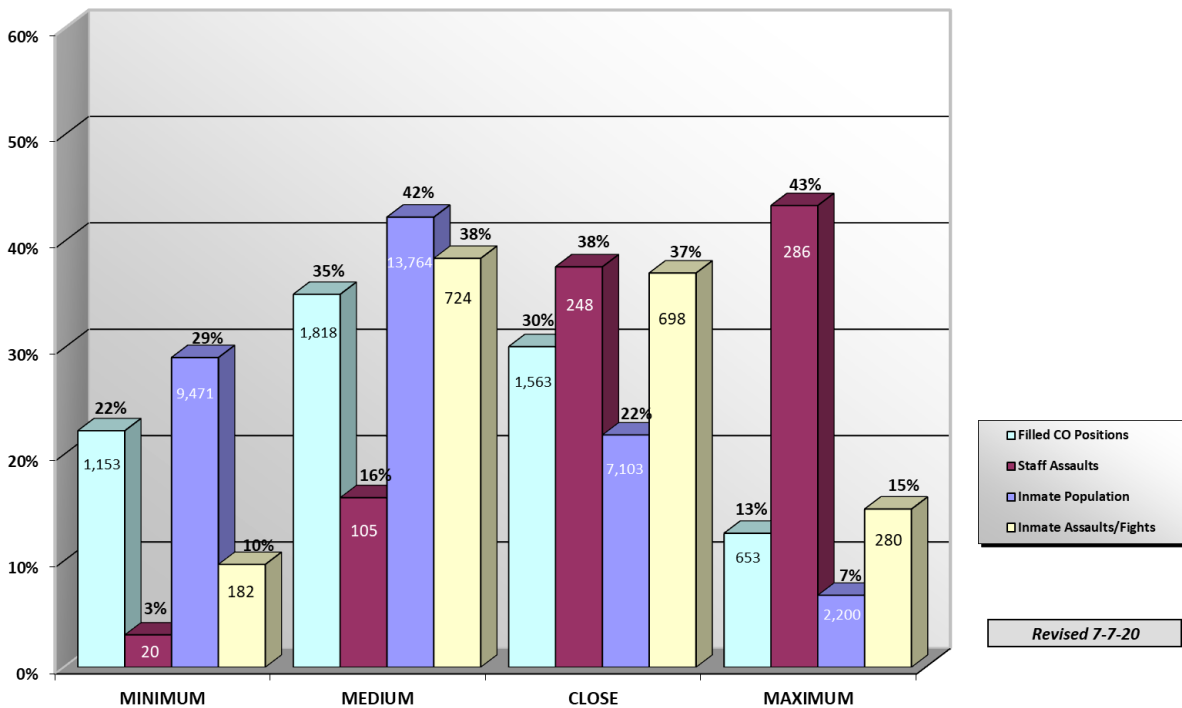
	FY13	FY14	FY15	FY16	FY17	FY18	FY19	FY20	FY21*
ADC	1,623	1,837	2,019	2,229	2,074	2,000	1,982	1,884	490
**Contract Beds	135	161	171	151	199	204	233	200	56
<b>Totals</b>	<b>1,758</b>	<b>1,998</b>	<b>2,190</b>	<b>2,380</b>	<b>2,273</b>	<b>2,204</b>	<b>2,215</b>	<b>2,084</b>	<b>546</b>

\*FY 2021 as of 10/31/2020

\*\*Contract Beds represent the lowest custody level (minimum) and two medium security units.

### Population and Assault-Fight Comparison

FY 2020



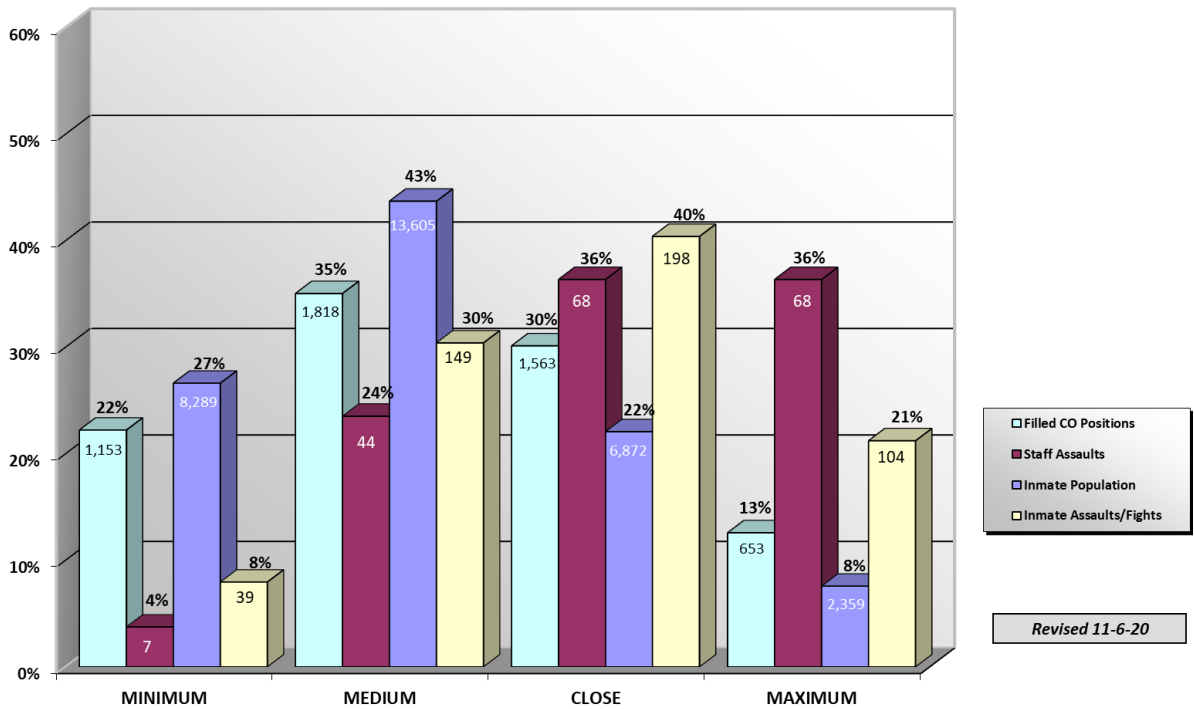
"Filled CO Positions" refers to ADCRR staff only; this graph excludes Contract Beds.

Revised 7-7-20

### Population and Assault-Fight Comparison

FY 2021

(Through 10-31-20)



"Filled CO Positions" refers to ADCRR staff only; this graph excludes Contract Beds.

Revised 11-6-20

## INMATE SELF-INJURIOUS BEHAVIOR AND SUICIDE ATTEMPTS

Because not all acts of inmate self-harm are suicide attempts, the Arizona Department of Corrections, Rehabilitation and Reentry (ADCRR) has adopted a new method of counting acts of inmate self-harm as of July 2018. This would include any level of lethality (superficial, moderate, serious, etc.) Based on a review by medical/mental health staff, these incidents will now be categorized as one of the following, based on the definitions below:

- Self-Injurious Behavior - Any act of self-harm without the intention to end one's life.
- Suicide Attempt - Any act of self-harm with the intention to end one's life.

This distinction will allow ADC to better understand these incidents and continue to refine prevention techniques. The table below displays the new content and format for this information moving forward.

	Self-Injurious Behavior						Suicide Attempt						Unknown	Suicide	TOTALS
	C	O/I	B	H/S	M	Total	C	O/I	B	H/S	M	Total			
<b>FY19</b>	1315	336	623	122	18	2414	51	48	7	61	5	172	0	7	2593
<b>FY20</b>	1257	313	668	148	13	2399	20	25	9	34	3	91	0	6	2496
<b>FY21*</b>															
Jul-20	140	19	43	13	3	218	2	1	0	4	0	7	0	0	225
August	127	38	79	17	0	261	1	1	0	6	0	8	0	2	271
September	73	56	57	7	2	195	1	1	1	4	0	7	0	2	204
October	58	15	35	6	3	117	2	0	0	1	0	3	0	0	120
<b>TOTALS</b>	<b>398</b>	<b>128</b>	<b>214</b>	<b>43</b>	<b>8</b>	<b>791</b>	<b>6</b>	<b>3</b>	<b>1</b>	<b>15</b>	<b>0</b>	<b>25</b>	<b>0</b>	<b>4</b>	<b>820</b>

\*FY 2021 Data collected as of 10/31/2020

Includes ADCRR and Contract Beds

C - Cutting/Burning/Biting: Inflicting cuts, burns, or bites to the skin surface.

O/I - Overdose/Ingestion/Insertion: Ingesting, inserting of substances (drugs/medications/non-edible items, etc.) or foreign bodies.

B - Blunt Force: Hitting self, head banging, kicking, jumping, etc.

H/S - Hanging/Strangulation: Restricting/blocking, or limiting the breathing function/ability.

M - Miscellaneous: Other methods not otherwise captured in the above definitions.

## INMATE DEATHS BY YEAR AND CAUSE

TYPE	FY 10	FY 11	FY 12	FY 13	FY 14	FY 15	FY 16	FY 17	FY 18	FY 19	FY 20	FY 21*	Total
<b>Natural Causes</b>	67	64	71	66	91	82	102	107	105	93	128	44	1020
<b>Suicide</b>	10	13	6	7	8	6	6	8	7	7	6	4	88
<b>Accidental</b>	4	5	7	7	3	6	11	15	12	17	8	2	97
<b>Homicide</b>	5	4	3	3	3	5	6	6	11	2	3	1	52
<b>TOTAL</b>	<b>86</b>	<b>86</b>	<b>87</b>	<b>83</b>	<b>105</b>	<b>99</b>	<b>125</b>	<b>136</b>	<b>135</b>	<b>119</b>	<b>145</b>	<b>51</b>	<b>1,257</b>
<b>ADP</b>	<b>40,458</b>	<b>40,226</b>	<b>40,011</b>	<b>40,048</b>	<b>41,084</b>	<b>42,132</b>	<b>42,902</b>	<b>42,428</b>	<b>42,113</b>	<b>42,074</b>	<b>42,105</b>	<b>**38,495</b>	

\*FY 2021 as of 10/31/2020

Includes ADCRR and Contract Beds

\*\* Actual inmate population as of 10/31/2020 ADP – Average Daily Population (for Fiscal Year)

Cause of death figures are subject to change based on official medical examiner reports, which may be issued in a subsequent month